

SWASTIK ELECTRONICS TESTING CENTREULR No. :
TC757523000002225F

DOC No. : SETC23263003 Plot No-16, Mainapur Industrial Area, Ghaziabad,
Telephone : +91 9311299492 Uttar Pradesh 201003, Ghaziabad, Ghaziabad, Uttar
FAX : - Pradesh, India - 201003
E-Mail : swastikelektroniks@gmail.com
BO Code : NA

Test REPORT AS PER : IS 13252 : Part 1 (2010)**QR Code/Barcode : 160979CRS****REPORT NO : SC23EPF14664_1**

DATE : 29 Sep, 2023

PART A. PARTICULARS OF SAMPLE SUBMITTED

a) Customer Name & Address : UMEOX INNOVATIONS CO., LTD
REGISTERED ADDRESS: 1901, BLOCK A,
BUILDING 8, SHENZHEN INTERNATIONAL
INNOVATION VALLEY, DASHI 1ST ROAD, XIII
STREET, NANSHAN DISTRICT, SHENZHEN, NA,
SHENZHEN, China - 518000

b) Nature of sample : -

c) Grade/Variety/Type/Class Size etc : NA

d) Declare values, if any : -

e) Batch No. & Date of Manufacture : /

f) Quantity : 1

g) Date of Receipt : 20 Sep, 2023

h) BIS Seal : Verified by Sample Cell

i) IO's Signature : Verified by Sample Cell

j) Any other Information / Expiry Date, If any : /

k) Date of Commencement of Testing : 20 Sep, 2023

l) Date of Completion of Testing : 29 Sep, 2023

m) Section Code : 23ED2F2N

n) Section Report No. : 23ED2F2N_1

o) Report Type : New

p) Reference Report No. :

q) Remarks : -

ASHISH Kumar
OIC SAMPLE CELL
(Authorized Signatory)
Authorized on: 29 Sep, 2023 19:09 PM

1. SWASTIK ELECTRONICS TESTING CENTRE

This is a Computer Generated Report.

PART B. SUPPLEMENTARY INFORMATION

- | | |
|--|----------------|
| 1. Reference to sampling procedure, wherever applicable. | Not Applicable |
| 2. Supporting documents for the measurements taken and results derived like graphs, table sketches and or photographs as appropriate to test report, if any. | Yes |
| 3. Deviation from the test methods as prescribed in relevant ISS/Work instruction, if any. | Not Applicable |
| 3. NABL Report required ? | Yes |

Vinit Kumar
OIC Electrical
(Authorized Signatory)
Authorized on: 29 Sep, 2023 18:51 PM

This is a Computer Generated Report.

PART C. TEST RESULT

S.No.	Clause No Table No. Sl. No	Parameter - Method of test	Test Description	Min Limit	Max Limit	Unit	Result/ Observation
1	7.4	Insulation between primary circuits and cable distribution systems	Insulation between primary circuits and cable distribution systems	-	-	-	Equipment is not for connection to cable distribution system
2	7.3	Protection of equipment users from overvoltages on the cable distribution system	Protection of equipment users from overvoltages on the cable distribution system	-	-	-	Equipment is not for connection to cable distribution system
3	7.2	Protection of cable distribution system service persons, and users of other equipment connected to the system, from hazardous voltages in the equipment	Protection of cable distribution system service persons, and users of other equipment connected to the system, from hazardous voltages in the equipment	-	-	-	Equipment is not for connection to cable distribution system
4	7.1	General	Connection to cable distribution systems	-	-	-	Equipment is not for connection to cable distribution system
5	6.3	Protection of the telecommunication wiring system from overheating	Protection of the telecommunication wiring system from overheating	-	-	-	Equipment is not for connection to telecommunication wiring system
6	6.2	Protection of equipment users from overvoltages on networks telecommunication	Protection of equipment users from overvoltages on networks telecommunication	-	-	-	Equipment is not for connection to telecommunication network
7	6.1	Protection of telecommunication network service persons, and users of other equipment connected to the network, from hazards in the equipment	Protection of telecommunication network service persons, and users of other equipment connected to the network, from hazards in the equipment	-	-	-	Equipment is not for connection to telecommunication network
8	5.3	Abnormal operating and fault conditions	Abnormal operating and fault conditions test	-	-	-	Satisfactory see table 5.3 in attachment
9	5.2	Electric strength	To Check Insulation as per Clause 5.2,5.2.1,5.2.2	-	-	-	Class III equipment
10	5.1	Touch current and protective conductor current	Cl. 5.1	-	-	-	Class III equipment
11	4.7	Resistance to fire	Clause 4.7, 4.7.1, 4.7.2, 4.7.2.1, 4.7.2.2, 4.7.3, 4.7.3.1	-	-	-	See clause no. 4.7 in attachment
12	4.6	Openings in enclosures	Openings in enclosures	-	-	-	No openings
13	4.5	Thermal requirements	Temperature rise measurement Test	-	-	-	Within the limit see table 4.5 in attachment
14	4.4	Protection against hazardous moving parts	Protection against hazardous moving parts	-	-	-	No hazardous moving part

15	4.3	Design and construction	Design and construction	-	-	-	All edges or corner accessible to operator are rounded and smoothed, see clause no. 4.3 in attachment
16	4.2	Mechanical strength	Mechanical Strength Test	-	-	-	Equipment having adequate mechanical strength See clause no. 4.2 in attachment
17	4.1	Stability	Clause 4.1 Stability	-	-	-	Mass Less than 7kg
18	3.5	Interconnection of equipment	Clause 3.5, 3.5.1, 3.5.2, 3.5.4	-	-	-	SELV-SELV circuits
19	3.4	Disconnection from the mains supply	Appliance inlet is considered as disconnect device	-	-	-	Not directly connected to mains
20	3.3	Wiring terminals for connection of external conductors	Wiring terminals for connection of external conductors	-	-	-	No wiring terminals for connection of external conductors
21	3.2	Connection to a mains supply	Clause 3.2: Connection to a mains supply	-	-	-	Equipment not directly connected to mains
22	3.1	General	Clause 3.0, 3.1.1, 3.1.2, 3.1.3	-	-	-	See clause no. 3.1 in attachment
23	2.10	Clearances, creepage distances and distances through insulation	Clause 2.10, 2.10.1.2, 2.10.1.3, 2.10.3, 2.10.3.4	-	-	-	See clause no. 2.10 in attachment
24	2.9	Electrical insulation	Clause 2.9 Electrical insulation	-	-	-	See clause no. 2.9 in attachment
25	2.8	Safety interlocks	Clause 2.8 Safety Interlocks-	-	-	-	No safety interlock switch used
26	2.7	Overcurrent and earth fault protection in primary circuits	Certified Fuse is provided for protection against short – circuits and overcurrent. The building installation consider as short-circuit backup protection.	-	-	-	Class III equipment
27	2.6	Provisions for earthing and bonding	Clause 2.6 Provisions for earthing and bonding	-	-	-	Class III equipment
28	2.5	Limited power sources .	Limited power sources test perform on Secondary Li-ion battery pack	-	-	-	No limited power source
29	2.4	Limited current circuits	Limited current circuits	-	-	-	No limited current circuit
30	2.3	TNV circuits	TNV circuits	-	-	-	No TNV circuits
31	2.2	SELV circuits	Clause 2.2: SELV circuits	-	-	-	Class III equipment supplied by SELV only
32	2.1	Protection from electric shock and energy hazards	Clause 2.1: Protection from electric shock and energy hazards	-	-	-	Equipment powered by SELV only
33	1.7	Markings and instructions	Clause: 1.7.11 (Durability) Rubbing the marking by hand for 15s with a piece of cloth soaked with water and again for 15 s with a piece of cloth soaked with petroleum spirit.	-	-	-	Marking is found legible and durable after the test

34	1.6	Power interface .	Input current Measurement	-	-	-	Within the limit see table 1.6.2 in attachment
35	1.5	Components	Addition of alternate certified switching power supply based on relevant documents provided by manufacturer	-	-	-	Verification of approvals with due correlation between the components used and the approval certificates submitted (See table 1.5.1 in attachment)

Vinit Kumar
OIC Electrical
 (Authorized Signatory)
 Authorized on: 29 Sep, 2023 18:51 PM



This is a Computer Generated Report.

.....

PART D. REMARKS

Vinit Kumar
OIC Electrical
(Authorized Signatory)
Authorized on: 29 Sep, 2023 18:51 PM

This is a Computer Generated Report.

 ULR:TC757523000002225F	SUMMARY OF TEST REPORT NO: SC23EPF14664_1	 DATE: 29/09/2023
--	--	--

(Number of Pages in Test Report: Page No. 1 to 100)

**TEST FORMAT AS PER IS 13252 (Part 1): 2010 + A1: 2013 + A2: 2015/ IEC 60950-1: 2005
+ A1:2009 + A2: 2013**



1. **Name of the Manufacturer:** UMEOX INNOVATIONS CO., LTD
2. **Product:** Smart Watch
3. **Lead Model:** KW1305, **Series model:** R1C
4. **Model differences provided (if applicable):** YES
5. **Model differences verified as per MEITY Guidelines for series formulation:** YES
6. **Test Results:** Refer below

PART A: GENERAL

SL. NO.	TEST REQUIREMENT	TEST CODE	CLAUSE	VERDICT
1.	Components	EL 2100	1.5	P
2.	Power interface	EL 2101	1.6	P
3.	Markings and instructions	EL 2102	1.7	P

PART B: PROTECTION FROM HAZARDS

SL. NO.	TEST REQUIREMENT	TEST CODE	CLAUSE	VERDICT
1.	Protection from electric shock and energy hazards	EL 2103	2.1	P
2.	SELV circuits	EL 2104	2.2	P
3.	TNV circuits	EL 2105	2.3	N/A
4.	Limited current circuits	EL 2106	2.4	N/A
5.	Limited power source	EL 2107	2.5	N/A
6.	Provisions for earthing and bonding	EL 2108	2.6	N/A
7.	Overcurrent and earth fault protection in primary circuits	EL 2109	2.7	N/A
8.	Safety interlocks	EL 2110	2.8	N/A
9.	Electrical insulation	EL 2111	2.9	P
10.	Clearances, creepage distance and distances through insulation	EL 2112	2.10	P

 ULR:TC757523000002225F	SUMMARY OF TEST REPORT NO: SC23EPF14664_1	 DATE: 29/09/2023
--	--	--

PART C: WIRING, CONNECTIONS AND PHYSICAL REQUIREMENTS



SL. NO	TEST REQUIREMENT	TEST CODE	CLAUSE	VERDICT
1.	Wiring, connections and supply	EL 2113	3	P
2.	Connection to a mains supply	EL 2114	3.2	N/A
3.	Wiring terminals for connection of external conductors	EL 2115	3.3	N/A
4.	Disconnections from the main supply	EL 2116	3.4	N/A
5.	Interconnection of equipment	EL 2117	3.5	P
6.	Stability	EL 2118	4.1	N/A
7.	Mechanical strength	EL 2119	4.2	P
8.	Design and construction	EL 2120	4.3	P
9.	Protection against hazardous moving parts	EL 2121	4.4	N/A
10.	Thermal requirements	EL 2122	4.5	P
11.	Openings in enclosures	EL 2123	4.6	N/A
12.	Resistance to fire	EL 2124	4.7	P

PART D: ELECTRICAL REQUIREMENTS AND SIMULATED ABNORMAL CONDITIONS

SL. NO.	TEST REQUIREMENT	TEST CODE	CLAUSE	VERDICT
1.	Touch current and protective conductor current	EL 2125	5.1	N/A
2.	Electric strength	EL 2126	5.2	N/A
3.	Abnormal operating and fault conditions	EL 2127	5.3	P

PART E: CONNECTION TO TELECOMMUNICATION NETWORK AND CABLE DISTRIBUTION SYSTEM

SL. NO.	TEST REQUIREMENT	TEST CODE	CLAUSE	VERDICT
1.	Protection of telecommunication network service persons and users of other equipment connected to the network, from hazards in the equipment	EL 2128	6.1	N/A
2.	Protection of equipment users from overvoltages on telecommunication networks	EL 2129	6.2	N/A
3.	Protection of the telecommunication wiring system from overheating	EL 2130	6.3	N/A
4.	Connection to cable distribution systems	EL 2131	7	N/A

	SUMMARY OF TEST REPORT NO: SC23EPF14664_1	 TC-7575
ULR:TC757523000002225F		DATE: 29/09/2023

GENERAL INFORMATION:



1. The conformity certificates of critical components are verified to ensure complete testing of apparatus under test and details regarding harmonized IEC standards (where IEC standards are not available) are also provided in the list of critical components.
2. All tests have been performed on “**Model:KW1305**”only.


CONCLUSION:

1. Sample meets all relevant requirements of IS 13252 (Part 1): 2010 + A1: 2013 + A2 : 2015/ IEC 60950-1: 2005 + A1:2009 + A2 : 2013
2. ~~Sample fails to meet the following test requirements.~~

I, hereby undertake that the verdict stated in the test reports for all the test matches with the test results. The sample meets all relevant requirements of IS 13252 (Part 1): 2010 + A1: 2013 + A2 : 2015/ IEC 60950-1: 2005 + A1:2009 + A2 : 2013/ ~~does not meet the requirements.~~ If any deviation found, suitable punitive action may be taken by BIS

Date:29/09/2023 (Signature of Authorized person with Stamp)

	TEST REPORT		 TC-7575
	IS 13252 (Part 1): 2010 + A1: 2013 + A2 : 2015 / IEC 60950-1: 2005 + A1:2009 + A2 : 2013		
	Report No.: SC23EPF14664_1	ULR:TC757523000002225F	
Dated: 29/09/2023	Discipline: Electronics	Group: IT Equipment	Page:2 of100

TEST REPORT IS 13252 (Part 1): 2010 + A1: 2013+ A2: 2015 / IEC 60950-1: 2005 + A1: 2009 + A2: 2013 Information technology equipment – Safety – Part 1: General requirements “Smart Watches”	
Report Number:	SC23EPF14664_1
Date of Issue :	29/09/2023
Total Pages :	100
Testing Laboratory :	SWASTIK ELECTRONICS TESTING CENTRE Plot No-16, Mainapur Industrial Area, Ghaziabad Uttar Pradesh 201003
Manufacturer :	UMEOX INNOVATIONS CO., LTD
Address :	REGISTERED ADDRESS: 1901, BLOCK A, BUILDING 8, SHENZHEN INTERNATIONAL INNOVATION VALLEY, DASHI 1ST ROAD, XIII STREET, NANSHAN DISTRICT, SHENZHEN, 518000
Test Specification :	
Standard :	IS 13252 (Part 1): 2010 + A1: 2013 + A2 : 2015 / IEC 60950-1: 2005 + A1: 2009 + A2 : 2013
Test Procedure :	Compliance Report
Non Standard test method :	N/A
Test Report Form No :	BIS_ SW/IS 13252_V1.0
Test Report Form(s) Originator :	Bureau of Indian Standards
Master TRF :	23/11/2017
Test Item description :	Smart Watch
Trade Mark :	
Model/Type reference :	Lead Model: KW1305
Ratings :	Series model: R1C
Other Documents submitted :	5V — — 0.5A
	Please refer to Table-List of Attachment at Page No.08

Tested By:	Approved By/Authorized Signatory:	Issued by:
TESTING ENGINEER : GAURAV TIWARI	TECHNICAL MANAGER : VINIT KUMAR	IA : ASHISH KUMAR
Date: 29/09/2023	Date: 29/09/2023	Date: 29/09/2023



TRF No. BIS_ SW/IS 13252_V1.0

SWASTIK ELECTRONICS TESTING CENTRE

Address:Plot No-16, Mainapur Industrial Area,Ghaziabad Uttar Pradesh 201003,Contact No.: +91 9311299492,9311299494

Email: info@swastiktestingcentre.com | Web: www.swastiktestingcentre.com

This report is digitally signed and does not required signature on subsequent pages

	TEST REPORT		 TC-7575
	IS 13252 (Part 1): 2010 + A1: 2013 + A2 : 2015 / IEC 60950-1: 2005 + A1:2009 + A2 : 2013		
	Report No.: SC23EPF14664_1	ULR:TC757523000002225F	
Dated: 29/09/2023	Discipline: Electronics	Group: IT Equipment	Page:3 of100

Test Code	Description	Measurement/ testing	Total No. of tests	Total no. of applicable tests/ Req.	No. of tests/ Req. passed	Page No.
EL 2100	General Requirements	Components (Cl.1.5)	18	04	04	11-12
EL 2101	General Requirements	Power interface (Cl.1.6)	05	03	03	13
EL 2102	Marking Requirements	Marking & instructions(Cl.1.7)	39	16	16	14-16
EL 2103	Electrical safety	Protection from electric shock and energy hazards (Cl.2.1)	14	04	04	17-18
EL 2104	Electrical safety	SELV Circuits (Cl.2.2)	04	04	04	19
EL 2105	Electrical safety	TNV Circuits (Cl.2.3)	12	00	N/A	20
EL 2106	Electrical safety	Limited current circuits (Cl.2.4)	04	00	N/A	21
EL 2107	Electrical safety	Limited Power sources (Cl.2.5)	07	00	N/A	22
EL 2108	Electrical safety	Provisions for earthing and bonding (Cl.2.6)	19	00	N/A	23-24
EL 2109	Electrical safety	Overcurrent and earth fault protection in primary circuits (Cl.2.7)	07	00	N/A	25
EL 2110	Electrical safety	Safety Interlocks (Cl.2.8)	13	00	N/A	26
EL 2111	Electrical safety	Electrical Insulation (Cl.2.9)	05	03	03	27
EL 2112	Electrical safety	Clearances, Creepage distances and distances through insulation (Cl.2.10)	63	04	04	28-31
EL 2113	Wiring	Wiring, connections and supply (Cl.3)	11	05	05	32
EL 2114	Wiring	Connection to a main supply (Cl.3.2)	14	00	N/A	33-34
EL 2115	Wiring	Wiring terminals for connection of external conductors (Cl.3.3)	09	00	N/A	35
EL 2116	Wiring	Disconnection for the main supply (Cl.3.4)	12	00	N/A	36
EL 2117	Wiring	Interconnection of equipment (Cl.3.5)	05	03	03	37
EL 2118	Mechanical properties	Stability (Cl.4.1)	05	00	N/A	38



TRF No. BIS_ SW/IS 13252_V1.0

SWASTIK ELECTRONICS TESTING CENTRE

Address:Plot No-16, Mainapur Industrial Area,Ghaziabad Uttar Pradesh 201003,Contact No.: +91 9311299492,9311299494

Email: info@swastiktestingcentre.com | Web: www.swastiktestingcentre.com

This report is digitally signed and does not required signature on subsequent pages

	TEST REPORT		 TC-7575
	IS 13252 (Part 1): 2010 + A1: 2013 + A2 : 2015 / IEC 60950-1: 2005 + A1:2009 + A2 : 2013		
	Report No.: SC23EPF14664_1	ULR:TC757523000002225F	
Dated: 29/09/2023	Discipline: Electronics	Group: IT Equipment	Page:4 of100

EL 2119	Mechanical properties	Mechanical strength (Cl.4.2)	13	06	06	39
EL 2120	Mechanical properties	Design and construction (Cl.4.3)	25	06	06	40-41
EL 2121	Mechanical properties	Protection against hazardous moving parts (Cl.4.4)	14	00	N/A	42
EL 2122	Thermal Properties	Thermal requirements (Cl.4.5)	06	05	05	43
EL 2123	Mechanical properties	Openings in Enclosures (Cl.4.6)	18	00	N/A	44-45
EL 2124	Fire Safety	Resistance to fire (Cl.4.7)	25	09	09	46-50
EL 2125	Insulating properties	Electrical requirements and simulated abnormal conditions(Cl.5),5.1	20	01	01	51-52
EL 2126	Insulating properties	Electric Strength (Cl.5.2)	03	00	N/A	53
EL 2127	Insulating properties	Abnormal operating and fault conditions (Cl.5.3)	11	05	05	54
EL 2128	Communicating connection	Protection of telecommunication network service persons, and users of other equipment connected to the network, from hazards in the equipment(Cl.6.1)	04	00	N/A	55-56
EL 2129	Communicating connection	Protection of equipment users from overvoltages on telecommunication networks (Cl.6.2)	06	00	N/A	57
EL 2130	Communicating connection	Protection of the telecommunication wiring system from overheating (Cl.6.3)	05	00	N/A	58-59
EL 2131	Connection to cable distribution systems	Connection to cable distribution systems (Cl.7)	08	00	N/A	60
EL 2132	Fire safety	Tests for resistance to heat and fire (Annex A)	20	02	02	61-62
EL 2133	Insulating properties	Motor tests under abnormal conditions (Annex B)	19	00	N/A	63-64
EL 2134	Electrical Safety	Transformers (Annex C)	03	00	N/A	65



TRF No. BIS_ SW/IS 13252_V1.0

SWASTIK ELECTRONICS TESTING CENTRE

Address:Plot No-16, Mainapur Industrial Area,Ghaziabad Uttar Pradesh 201003,Contact No.: +91 9311299492,9311299494

Email: info@swastiktestingcentre.com | Web: www.swastiktestingcentre.com

This report is digitally signed and does not required signature on subsequent pages

	TEST REPORT		 TC-7575
	IS 13252 (Part 1): 2010 + A1: 2013 + A2 : 2015 / IEC 60950-1: 2005 + A1:2009 + A2 : 2013		
	Report No.: SC23EPF14664_1	ULR:TC757523000002225F	
Dated: 29/09/2023	Discipline: Electronics	Group: IT Equipment	Page:5 of100

EL 2135	Insulating properties	Measuring Instruments For Touch-Current Tests (Annex D)	03	00	N/A	66
EL 2136	Thermal Properties	Temperature Rise Of A Winding(Annex E)	01	00	N/A	67
EL 2137	Electrical safety	Measurement Of Clearances And Creepage Distances(Annex F)	01	00	N/A	68
EL 2138	Electrical safety	Alternative Method For Determining Minimum Clearances(Annex G)	17	00	N/A	69-70
EL 2139	Radiation Safety	Ionizing Radiation(Annex H)	01	00	N/A	71
EL 2140	Electrical Safety	Table of electrochemical potentials (Annex J)	01	00	N/A	72
EL 2141	General Requirements	Thermal controls(Annex K)	07	00	N/A	73
EL 2142	General Requirements	Normal load conditions for some types ofelectrical business equipment (Annex L)	08	02	02	74
EL 2143	Electrical Safety	Criteria for telephone ringing signals (Annex M)	13	00	N/A	75
EL 2144	Electrical safety	Impulse Test Generators(Annex N)	03	00	N/A	76
EL 2145	General Requirements	Normative References(Annex P)	01	00	N/A	77
EL 2146	General Requirements	Voltage dependent resistors (VDRs) (Annex Q)	03	00	N/A	78
EL 2147	General Requirements	Examples Of Requirements For Quality Control Programmes(Annex R)	03	00	N/A	79
EL 2148	General Requirements	Procedure For Impulse Testing (Annex S)	04	00	N/A	80
EL 2149	Protection against Ingress of water	Guidance On Protection Against Ingress Of Water (Annex T)	01	01	01	81
EL 2150	Wiring	Insulated Winding Wires For Use Without Interleaved Insulation (Annex U)	17	00	N/A	82
EL 2151	Electrical Safety	Ac Power Distribution Systems(Annex V)	05	00	N/A	83
EL 2152	Electrical	Summation Of Touch	08	00	N/A	84



TRF No. BIS_ SW/IS 13252_V1.0

SWASTIK ELECTRONICS TESTING CENTRE

Address:Plot No-16, Mainapur Industrial Area,Ghaziabad Uttar Pradesh 201003,Contact No.: +91 9311299492,9311299494

Email: info@swastiktestingcentre.com | Web: www.swastiktestingcentre.com

This report is digitally signed and does not required signature on subsequent pages

	TEST REPORT		 TC-7575
	IS 13252 (Part 1): 2010 + A1: 2013 + A2 : 2015 / IEC 60950-1: 2005 + A1:2009 + A2 : 2013		
	Report No.: SC23EPF14664_1	ULR:TC757523000002225F	
Dated: 29/09/2023	Discipline: Electronics	Group: IT Equipment	Page:6 of100

	Safety	Currents (Annex W)				
EL 2153	Electrical Safety	Maximum Heating Effect In Transformer Tests(Annex X)	03	00	N/A	85
EL 2154	Radiation safety	Ultraviolet light conditioning test (Annex Y)	05	00	N/A	86
EL 2155	Electrical Safety	Overvoltage Categories (Annex Z)	01	00	N/A	87
EL 2156	Mechanical properties	Mandrel Test(Annex AA)	01	00	N/A	88
EL 2158	Electrical Safety	Evaluation Of Integrated Circuit (IC) Current Limiters (Annex CC)	06	00	N/A	89
EL 2159	Mechanical properties	Requirements For The Mounting Means Of Rack-Mounted Equipment (Annex DD)	04	00	N/A	90
EL 2160	Electrical Safety	Household And Home/Office Document/Media Shredders (Annex EE)	06	00	N/A	91

Certificate: It is certified that the above tests were performed and found to be passing/ ~~failing~~ in the requirement tested

.....

(Approving Authority)



TRF No. BIS_ SW/IS 13252_V1.0

SWASTIK ELECTRONICS TESTING CENTRE

Address:Plot No-16, Mainapur Industrial Area,Ghaziabad Uttar Pradesh 201003,Contact No.: +91 9311299492,9311299494

Email: info@swastiktestingcentre.com | Web: www.swastiktestingcentre.com






This report is digitally signed and does not required signature on subsequent pages

	TEST REPORT		 TC-7575
	IS 13252 (Part 1): 2010 + A1: 2013 + A2 : 2015 / IEC 60950-1: 2005 + A1:2009 + A2 : 2013		
	Report No.: SC23EPF14664_1	ULR:TC757523000002225F	
Dated: 29/09/2023	Discipline: Electronics	Group: IT Equipment	Page:7 of100

Copy of marking plate:

**my
First**

TRADE MARK

Smart Watch  Made in China Model: KW1305 INPUT: 5V==0.5A 	Smart Watch  Made in China Model: R1C INPUT: 5V==0.5A 
MARKING PALTE OF LEAD MODEL	MARKING PALTE OF SERIES MODEL
<div> <div> -(Black) Rechargeable Polymer Lithium Battery YQ 653030 1ICP7/30/30 650mAh 3.8V 2.47Wh Shenzhen Yongqi Hongye Technology Co. Ltd +(Red) Made in China 23/05/2023 </div> <div> CAUTION DO NOT BURN OR IN CINERATE AS RISK OF EXPLOSION. DO NOT DISASSEMBLE OR USE IF DAMAGED. DO NOT ALLOW METAL TO TOUCH BATTERY CONTACTS. USE SPECIFIED CHARGER ONLY. DO NOT USE THE BATTERY AFTER IT IS IMMERSSED IN WATER. DO NOT STORE THE BATTERY IN HIGH TEMPERATURE ENVIRONMENT. </div> <div> IS 16046 (PART 2) / IEC 62133-2  R-41197467 www.bis.gov.in </div> </div>	
MARKING PLATE OF CERTIFIED RECHARGEABLE BATTERY	

TRF No. BIS_ SW/IS 13252_V1.0

SWASTIK ELECTRONICS TESTING CENTRE

Address:Plot No-16, Mainapur Industrial Area,Ghaziabad Uttar Pradesh 201003,Contact No.: +91 9311299492,9311299494

Email: info@swastiktestingcentre.com | Web: www.swastiktestingcentre.com

This report is digitally signed and does not required signature on subsequent pages



	TEST REPORT		 TC-7575
	IS 13252 (Part 1): 2010 + A1: 2013 + A2 : 2015 / IEC 60950-1: 2005 + A1:2009 + A2 : 2013		
	Report No.: SC23EPF14664_1	ULR:TC757523000002225F	
Dated: 29/09/2023	Discipline: Electronics	Group: IT Equipment	Page:8 of100

Table – List of Attachments

Attachment No.	Attachment Description	No. of pages in Attachment
Attachment	Photo Document	99-100

General remarks:

The test results presented in this report relate only to the object tested.

This report shall not be reproduced, except in full, without the written approval of the Issuing testing laboratory.

Possible test case verdicts:

- test case does not apply to the test object.....: N/A
- test object does meet the requirement.....: P (Pass)
- test object does not meet the requirement.....: F (Fail)

Testing:

Date of receipt of test item: 20/09/2023

Date (s) of performance of tests: 20/09/2023 to 29/09/2023

Laboratory conditions

Ambient Temperature: (25±3)°C

Ambient Humidity: <70%RH



TRF No. BIS_ SW/IS 13252_V1.0

SWASTIK ELECTRONICS TESTING CENTRE

Address:Plot No-16, Mainapur Industrial Area,Ghaziabad Uttar Pradesh 201003,Contact No.: +91 9311299492,9311299494

Email: info@swastiktestingcentre.com | Web: www.swastiktestingcentre.com

This report is digitally signed and does not required signature on subsequent pages

	TEST REPORT		 TC-7575
	IS 13252 (Part 1): 2010 + A1: 2013 + A2 : 2015 / IEC 60950-1: 2005 + A1:2009 + A2 : 2013		
	Report No.: SC23EPF14664_1	ULR:TC757523000002225F	
Dated: 29/09/2023	Discipline: Electronics	Group: IT Equipment	Page:9 of100

Test item particulars.....:	Smart Watch
Equipment mobility	<input checked="" type="checkbox"/> movable <input checked="" type="checkbox"/> hand-held <input checked="" type="checkbox"/> transportable <input type="checkbox"/> stationary <input type="checkbox"/> for building-in <input type="checkbox"/> direct plug-in
Connection to the mains	<input type="checkbox"/> pluggable equipment <input type="checkbox"/> type A <input type="checkbox"/> type B <input type="checkbox"/> permanent connection <input type="checkbox"/> detachable power supply cord <input type="checkbox"/> non-detachable power supply cord <input checked="" type="checkbox"/> not directly connected to the mains
Operating condition.....:	<input checked="" type="checkbox"/> continuous <input type="checkbox"/> rated operating / resting time:
Access location	<input checked="" type="checkbox"/> operator accessible <input type="checkbox"/> restricted access location
Over voltage category (OVC)	<input type="checkbox"/> OVC I <input type="checkbox"/> OVC II <input type="checkbox"/> OVC III <input type="checkbox"/> OVC IV <input checked="" type="checkbox"/> other: SELV
Mains supply tolerance (%) or absolute mains supply values	N/A
Class of equipment	<input type="checkbox"/> Class I <input type="checkbox"/> Class II <input checked="" type="checkbox"/> Class III <input type="checkbox"/> Not classified
Considered current rating of protective device as a part of the building installation (A)	N/A
Pollution degree (PD)	<input type="checkbox"/> PD 1 <input checked="" type="checkbox"/> PD 2 <input type="checkbox"/> PD 3
IP protection class	IP67
Altitude during operation (m)	Up to 2000
Altitude of test laboratory (m)	< 1000
Mass of equipment (kg)	0.051Kg.

Abbreviations that may be used throughout this test report:	
PE/PB	protective earth/protective bonding
CB.....	circuit breaker
(SW)PS.....	(switching) power supply
HV	high voltage
PCB.....	printed circuit (wiring) board
TIW	triple insulated wire
B/I	built-in application (compliance shall be guarantee in host equipment)
F/B/S/R: Functional/Basic/Supplementary/Reinforced Insulation	
Pri	primary
sec.....	secondary
gnd.....	ground
I/O.....	input/output
ii.....	installation instruction
PSU.....	Power Supply Unit



TRF No. BIS_ SW/IS 13252_V1.0

SWASTIK ELECTRONICS TESTING CENTRE

Address:Plot No-16, Mainapur Industrial Area,Ghaziabad Uttar Pradesh 201003,Contact No.: +91 9311299492,9311299494

Email: info@swastiktestingcentre.com | Web: www.swastiktestingcentre.com

This report is digitally signed and does not required signature on subsequent pages

	TEST REPORT		 TC-7575
	IS 13252 (Part 1): 2010 + A1: 2013 + A2 : 2015 / IEC 60950-1: 2005 + A1:2009 + A2 : 2013		
	Report No.: SC23EPF14664_1	ULR:TC757523000002225F	
Dated: 29/09/2023	Discipline: Electronics	Group: IT Equipment	Page:10 of100

General product information:

1) Application details / Description of the product:

The equipment under test is **Smart Watch** with display of Model: **Model: KW1305**

Having Input rating: **5V** and **0.5A** and having certified rechargeable battery.

Smart watch is with SIM Card facility but they do not have text input capability and Battery is in Smart watch is charged through USB connector provided by the manufacturer.

Max. Specified ambient temperature (°C).....: 40°C

2) Similarities.....: Same input voltage and current, Same enclosure except for differences of decorative parts, Same battery nominal voltage and capacity

3) Differences between the models.....: Only model no.

Model No. tested with-in the family series: KW1305

4) Options:

The equipment was tested without any optional accessory installed. Hence, this report does not cover parameters that are influenced by the installation of optional accessory that might affect safety in the meaning of this standard.



TRF No. BIS_ SW/IS 13252_V1.0

SWASTIK ELECTRONICS TESTING CENTRE

Address: Plot No-16, Mainapur Industrial Area, Ghaziabad Uttar Pradesh 201003, Contact No.: +91 9311299492, 9311299494

Email: info@swastiktestingcentre.com | Web: www.swastiktestingcentre.com

This report is digitally signed and does not require signature on subsequent pages

	TEST REPORT		 TC-7575
	IS 13252 (Part 1): 2010 + A1: 2013 + A2 : 2015 / IEC 60950-1: 2005 + A1:2009 + A2 : 2013		
	Report No.: SC23EPF14664_1	ULR:TC757523000002225F	
Dated: 29/09/2023	Discipline: Electronics	Group: IT Equipment	Page:11 of100

Tests relating to General Requirements

EL 2100 - V1.0

Cl. No.	Test / Requirement name	Test Code	Test result/ observation	Verdict
1.5	Components*	EL 2100-00	Verification of approvals with due correlation between the components used and the approval certificates submitted (See table 1.5.1)	P
1.5.1	General:	EL 2100-01	See below	P
	Components shall be complying with IEC 60950-1 or relevant component standard.		In compliance	P
	Components and subassemblies approved for IEC 62368-1 can be considered as complying with this standard			N/A
1.5.2	Evaluation and testing of components	EL 2100-02	Component certified to IEC standards and/or their harmonized standards are used within their ratings (See table 1.5.1)	P
1.5.3	Thermal controls	EL 2100-03	No thermal control used	N/A
1.5.4	Transformers	EL 2100-04	No transformer used	N/A
1.5.5	Interconnecting cables*	EL 2100-05	Internal wiring are well secure, no create hazards	P
1.5.6	Capacitors bridging insulation *	EL 2100-06	No such bridging insulation	N/A
1.5.7	Resistors bridging insulation	EL 2100-07	No such bridging insulation	N/A
1.5.7.1	Resistors bridging functional, basic or supplementary insulation*	EL 2100-08	See above Cl. No. 1.5.7	N/A
1.5.7.2	Resistors bridging double or reinforced insulation between a.c. mains and other circuits	EL 2100-09	See above Cl. No. 1.5.7	N/A
1.5.7.3	Resistors bridging double insulation or reinforced insulation between the a.c. mains supply and circuits connected to an antenna or coaxial cable	EL 2100-10	No such circuit	N/A
1.5.8	Components in equipment for IT power distribution systems*	EL 2100-11	Not for IT power distribution system	N/A
1.5.9	Surge suppressors	EL 2100-12	Surge suppressors not used	N/A
1.5.9.1	General*	EL 2100-13	See above Cl. No. 1.5.9	N/A



TRF No. BIS_ SW/IS 13252_V1.0

SWASTIK ELECTRONICS TESTING CENTRE

Address:Plot No-16, Mainapur Industrial Area,Ghaziabad Uttar Pradesh 201003,Contact No.: +91 9311299492,9311299494

Email: info@swastiktestingcentre.com | Web: www.swastiktestingcentre.com

This report is digitally signed and does not required signature on subsequent pages

	TEST REPORT		 TC-7575
	IS 13252 (Part 1): 2010 + A1: 2013 + A2 : 2015 / IEC 60950-1: 2005 + A1:2009 + A2 : 2013		
	Report No.: SC23EPF14664_1	ULR:TC757523000002225F	
Dated: 29/09/2023	Discipline: Electronics	Group: IT Equipment	Page:12 of100

Tests relating to General Requirements

EL 2100 - V1.0

Cl. No.	Test / Requirement name	Test Code	Test result/ observation	Verdict
1.5.9.2	Protection of VDRs*	EL 2100-14	See above Cl. No. 1.5.9	N/A
1.5.9.3	Bridging of functional insulation by a VDR*	EL 2100-15	See above Cl. No. 1.5.9	N/A
1.5.9.4	Bridging of basic insulation by a VDR*	EL 2100-16	See above Cl. No. 1.5.9	N/A
1.5.9.5	Bridging of supplementary, double or reinforced insulation by a VDR*	EL 2100-17	See above Cl. No. 1.5.9	N/A

*-Total number of Requirements to be observed / inspected =10
Total No of applicable Requirement =02
No of Requirements for which the sample passed =02

Total number of tests to be conducted =08
Total No of applicable Tests =02
No. of tests for which the sample passed =02

Certificate: It is certified that the above tests were performed and found to be passing/~~failing~~ in the requirement tested

.....
(Approving Authority)



TRF No. BIS_ SW/IS 13252_V1.0

SWASTIK ELECTRONICS TESTING CENTRE

Address:Plot No-16, Mainapur Industrial Area,Ghaziabad Uttar Pradesh 201003,Contact No.: +91 9311299492,9311299494

Email: info@swastiktestingcentre.com | Web: www.swastiktestingcentre.com

This report is digitally signed and does not required signature on subsequent pages

	TEST REPORT		 TC-7575
	IS 13252 (Part 1): 2010 + A1: 2013 + A2 : 2015 / IEC 60950-1: 2005 + A1:2009 + A2 : 2013		
	Report No.: SC23EPF14664_1	ULR:TC757523000002225F	
Dated: 29/09/2023	Discipline: Electronics	Group: IT Equipment	Page:13 of100

Tests relating to Electrical Safety

EL 2101 - V1.0

Cl. No.	Test / Requirement name	Test Code	Test result/ observation	Verdict
1.6	Power interface*	EL 2101-00	See below	P
1.6.1	AC power distribution systems*	EL 2101-01	Equipment not directly connected to mains	N/A
1.6.2	Input current	EL 2101-02	See table 1.6.2	P
1.6.3	Voltage limit of hand-held equipment*	EL 2101-03	Rated voltage not exceeding 250V	P
1.6.4	Neutral conductor *	EL 2101-04	Class III equipment	N/A

*-Total number of Requirements to be observed / inspected =04

Total No of applicable Requirement =02

No of Requirements for which the sample passed =02

Total number of tests to be conducted =01

Total No of applicable Tests =01

No. of tests for which the sample passed =01

Certificate: It is certified that the above tests were performed and found to be passing/~~failing~~ in the requirement tested

.....
(Approving Authority)



TRF No. BIS_ SW/IS 13252_V1.0

SWASTIK ELECTRONICS TESTING CENTRE

Address:Plot No-16, Mainapur Industrial Area,Ghaziabad Uttar Pradesh 201003,Contact No.: +91 9311299492,9311299494

Email: info@swastiktestingcentre.com | Web: www.swastiktestingcentre.com

This report is digitally signed and does not required signature on subsequent pages

	TEST REPORT		 TC-7575
	IS 13252 (Part 1): 2010 + A1: 2013 + A2 : 2015 / IEC 60950-1: 2005 + A1:2009 + A2 : 2013		
	Report No.: SC23EPF14664_1	ULR:TC757523000002225F	
Dated: 29/09/2023	Discipline: Electronics	Group: IT Equipment	Page:14 of100

Tests relating to Marking Requirements

EL 2102 - V1.0

Cl. No.	Test / Requirement name	Test Code	Test result/ observation	Verdict
1.7	Marking and instructions*	EL 2102-00	See below	P
1.7.1	Power rating and identification markings		Equipment provided with marking plate	P
1.7.1.1	Power rating marking*	EL 2102-01	See below	P
	Rated voltage(s) or voltage ranges(s) (V)*.	EL 2102-02	5V 	P
	Multiple mains supply connections*.	EL 2102-03	No multiple mains supply	N/A
	Symbol for nature of supply, for d.c. only*:	EL 2102-04	DC symbol used	P
	Rated frequency or rated frequency range (Hz) *:	EL 2102-05	DC supply	N/A
	Rated current (mA or A)*:	EL 2102-06	0.5A	P
1.7.1.2	Identification markings*	EL 2102-07	See below	P
	Manufacturer's name or trade-mark or identification mark *:	EL 2102-08		P
	Model identification or type reference *:	EL 2102-09	Lead Model: KW1305 Series model: R1C	P
	Symbol for Class II equipment only* :	EL 2102-10	Class III equipment	N/A
	Other markings and symbols*:	EL 2102-11	Other markings and symbols does not give rise to misunderstanding	P
1.7.1.3	Use of graphical symbols*	EL 2102-12	Graphical symbolused	P
1.7.2	Safety instructions and marking*	EL 2102-13	Instructions manual provided	P
1.7.2.1	General	EL 2102-14	See above	P
1.7.2.2	Disconnect devices*	EL 2102-15	Not directly connected to mains	N/A
1.7.2.3	Overcurrent protective devices*	EL 2102-16	No such protective device used	N/A
1.7.2.4	IT power distribution systems*	EL 2102-17	Not connected to IT power distribution system	N/A
1.7.2.5	Operator access with a tool*	EL 2102-18	No tools required	N/A
1.7.2.6	Ozone*	EL 2102-19	Ozone not produced	N/A



TRF No. BIS_ SW/IS 13252_V1.0

SWASTIK ELECTRONICS TESTING CENTRE

Address:Plot No-16, Mainapur Industrial Area,Ghaziabad Uttar Pradesh 201003,Contact No.: +91 9311299492,9311299494

Email: info@swastiktestingcentre.com | Web: www.swastiktestingcentre.com

This report is digitally signed and does not required signature on subsequent pages

	TEST REPORT		 TC-7575
	IS 13252 (Part 1): 2010 + A1: 2013 + A2 : 2015 / IEC 60950-1: 2005 + A1:2009 + A2 : 2013		
	Report No.: SC23EPF14664_1	ULR:TC757523000002225F	
Dated: 29/09/2023	Discipline: Electronics	Group: IT Equipment	Page:15 of100

Tests relating to Marking Requirements

EL 2102 - V1.0

Cl. No.	Test / Requirement name	Test Code	Test result/ observation	Verdict
1.7.3	Short duty cycles*	EL 2102-20	Equipment intended for Continuous operation	N/A
1.7.4	Supply voltage adjustment*	EL 2102-21	No supply voltage adjustment	N/A
1.7.5	Power outlets on the equipment*	EL 2102-22	No power outlets	N/A
1.7.6	Fuse identification (marking, special fusing characteristics, cross-reference) Fuse(s) shall clearly and adequately marked with fuse number and rating*.	EL 2102-23		N/A
1.7.7	Wiring terminals	EL 2102-24	See below Cl. No.1.7.7.1 to 1.7.7.3	N/A
1.7.7.1	Protective earthing and bonding terminals*	EL 2102-25	Not directly connected to mains	N/A
1.7.7.2	Terminals for a.c. mains supply conductors*	EL 2102-26	Not directly connected to mains	N/A
1.7.7.3	Terminals for d.c. mains supply conductors*	EL 2102-27	No dc mains supply	N/A
1.7.8	Controls and indicators	EL 2102-28	See below Cl. No. 1.7.8.1 to 1.7.8.4	P
1.7.8.1	Identification, location and marking *:	EL 2102-29	Functions of controls affecting safety are obvious regardless of language	P
1.7.8.2	Colours*	EL 2102-30	Only functional indicator are colour used	P
1.7.8.3	Symbols according to IEC 60417*:	EL 2102-31	No such symbol marked	N/A
1.7.8.4	Markings using figures* :	EL 2102-32	No such marking	N/A
1.7.9	Isolation of multiple power sources*	EL 2102-33	No multiple power source	N/A
1.7.10	Thermostats and other regulating devices*	EL 2102-34	No such device used	N/A
1.7.11	Durability	EL 2102-35	Marking were legibleanddurable after the test	P
1.7.12	Removable parts*	EL 2102-36	No such removable parts	N/A
1.7.13	Replaceable batteries*	EL 2102-37	Not a user replaceable battery	N/A
	Language(s)		See above Cl. No.1.7.13	N/A



TRF No. BIS_ SW/IS 13252_V1.0

SWASTIK ELECTRONICS TESTING CENTRE

Address:Plot No-16, Mainapur Industrial Area,Ghaziabad Uttar Pradesh 201003,Contact No.: +91 9311299492,9311299494

Email: info@swastiktestingcentre.com | Web: www.swastiktestingcentre.com

This report is digitally signed and does not required signature on subsequent pages

	TEST REPORT		 TC-7575
	IS 13252 (Part 1): 2010 + A1: 2013 + A2 : 2015 / IEC 60950-1: 2005 + A1:2009 + A2 : 2013		
	Report No.: SC23EPF14664_1	ULR:TC757523000002225F	
Dated: 29/09/2023	Discipline: Electronics	Group: IT Equipment	Page:16 of100

Tests relating to Marking Requirements

EL 2102 - V1.0

Cl. No.	Test / Requirement name	Test Code	Test result/ observation	Verdict
1.7.14	Equipment for restricted access locations*	EL 2102-38	Not for restricted access locations	N/A

*-Total number of Requirements to be observed / inspected =35

Total No of applicable Requirement =13

No of Requirements for which the sample passed =13

Total number of tests to be conducted =04

Total No of applicable Tests =03

No. of tests for which the sample passed =03

Certificate: It is certified that the above tests were performed and found to be passing/~~failing~~ in the requirement tested

.....
(Approving Authority)



TRF No. BIS_ SW/IS 13252_V1.0

SWASTIK ELECTRONICS TESTING CENTRE

Address:Plot No-16, Mainapur Industrial Area,Ghaziabad Uttar Pradesh 201003,Contact No.: +91 9311299492,9311299494

Email: info@swastiktestingcentre.com | Web: www.swastiktestingcentre.com

This report is digitally signed and does not required signature on subsequent pages

	TEST REPORT		 TC-7575
	IS 13252 (Part 1): 2010 + A1: 2013 + A2 : 2015 / IEC 60950-1: 2005 + A1:2009 + A2 : 2013		
	Report No.: SC23EPF14664_1	ULR:TC757523000002225F	
Dated: 29/09/2023	Discipline: Electronics	Group: IT Equipment	Page:17 of100

Tests relating to Electrical Safety

EL 2103 - V1.0

Cl. No.	Test / Requirement name	Test Code	Test result/ observation	Verdict
2.1	Protection from electric shock and energy hazards*	EL 2103-00	See below	P
2.1.1	Protection in operator access areas*	EL 2103-01	Equipment powered by SELV only	P
2.1.1.1	Access to energized parts	EL 2103-02	See above Cl. No. 2.1.1	P
	Test by inspection :		See above Cl. No. 2.1.1	P
	Test with test finger (Figure 2A)		See above Cl. No. 2.1.1	N/A
	Test with test pin (Figure 2B):		See above Cl. No. 2.1.1	N/A
	Test with test probe (Figure 2C)		No TNV circuit	N/A
2.1.1.2	Battery compartments *	EL 2103-03	No battery compartments	N/A
2.1.1.3	Access to ELV wiring	EL 2103-04	No ELV wiring	N/A
	Working voltage (V _{peak} or V _{rms}); minimum distance through insulation (mm)		See above Cl. No. 2.1.1.3	N/A
2.1.1.4	Access to hazardous voltage circuit wiring	EL 2103-05	No hazardous voltage in operating access area	N/A
2.1.1.5	Energy hazards :	EL 2103-06	Powered by SELV only	P
2.1.1.6	Manual controls	EL 2103-07	No manual controls	N/A
2.1.1.7	Discharge of capacitors in equipment		Class III equipment	N/A
	Measured voltage (V); time-constant (s):	EL 2103-08	See above Cl. No. 2.1.1.7	N/A
2.1.1.8	Energy hazards – d.c. mains supply		No DC mains supply	N/A
	a) Capacitor connected to the d.c. mains supply :	EL 2103-09	See above Cl. No. 2.1.1.8	N/A
	b) Internal battery connected to the d.c. mains supply :	EL 2103-10	See above Cl. No. 2.1.1.8	N/A
2.1.1.9	Audio amplifiers to be tested according to IEC 60065, cl. 9.1.1.:	EL 2103-11	No such audio amplifier	N/A
2.1.2	Protection in service access areas	EL 2103-12	Class III equipment	N/A
2.1.3	Protection in restricted access locations	EL 2103-13	Not for restricted access location	N/A



TRF No. BIS_ SW/IS 13252_V1.0

SWASTIK ELECTRONICS TESTING CENTRE

Address:Plot No-16, Mainapur Industrial Area,Ghaziabad Uttar Pradesh 201003,Contact No.: +91 9311299492,9311299494

Email: info@swastiktestingcentre.com | Web: www.swastiktestingcentre.com

This report is digitally signed and does not required signature on subsequent pages

	TEST REPORT		 TC-7575
	IS 13252 (Part 1): 2010 + A1: 2013 + A2 : 2015 / IEC 60950-1: 2005 + A1:2009 + A2 : 2013		
	Report No.: SC23EPF14664_1	ULR:TC757523000002225F	
Dated: 29/09/2023	Discipline: Electronics	Group: IT Equipment	Page:18 of100

*-Total number of Requirements to be observed / inspected =03
Total No of applicable Requirement =02
No of Requirements for which the sample passed =02

Total number of tests to be conducted =11
Total No of applicable Tests =02
No. of tests for which the sample passed =02

Certificate: It is certified that the above tests were performed and found to be passing/~~failing~~ in the requirement tested

.....
(Approving Authority)



TRF No. BIS_ SW/IS 13252_V1.0

SWASTIK ELECTRONICS TESTING CENTRE

Address:Plot No-16, Mainapur Industrial Area,Ghaziabad Uttar Pradesh 201003,Contact No.: +91 9311299492,9311299494

Email: info@swastiktestingcentre.com | Web: www.swastiktestingcentre.com

This report is digitally signed and does not required signature on subsequent pages

	TEST REPORT		 TC-7575
	IS 13252 (Part 1): 2010 + A1: 2013 + A2 : 2015 / IEC 60950-1: 2005 + A1:2009 + A2 : 2013		
	Report No.: SC23EPF14664_1	ULR:TC757523000002225F	
Dated: 29/09/2023	Discipline: Electronics	Group: IT Equipment	Page:19 of100

Tests relating to Electrical Safety

EL 2104 - V1.0

Cl. No.	Test / Requirement name	Test Code	Test result/ observation	Verdict
2.2	SELV circuits*	EL 2104-00	Class III equipment supplied by SELV only	P
2.2.2	Voltages under normal conditions	EL 2104-01	See above Cl. No. 2.2	P
2.2.3	Voltages under fault conditions	EL 2104-02	See above Cl. No. 2.2	P
2.2.4	Connection of SELV circuits to other circuits* :	EL 2104-03	See above Cl. No. 2.2	P

*-Total number of Requirements to be observed / inspected =02

Total No of applicable Requirement =02

No of Requirements for which the sample passed =02

Total number of tests to be conducted =02

Total No of applicable Tests =02

No. of tests for which the sample passed =02

Certificate: It is certified that the above tests were performed and found to be passing/~~failing~~ in the requirement tested

.....
(Approving Authority)



TRF No. BIS_ SW/IS 13252_V1.0

SWASTIK ELECTRONICS TESTING CENTRE

Address:Plot No-16, Mainapur Industrial Area,Ghaziabad Uttar Pradesh 201003,Contact No.: +91 9311299492,9311299494

Email: info@swastiktestingcentre.com | Web: www.swastiktestingcentre.com

This report is digitally signed and does not required signature on subsequent pages

	TEST REPORT		 TC-7575
	IS 13252 (Part 1): 2010 + A1: 2013 + A2 : 2015 / IEC 60950-1: 2005 + A1:2009 + A2 : 2013		
	Report No.: SC23EPF14664_1	ULR:TC757523000002225F	
Dated: 29/09/2023	Discipline: Electronics	Group: IT Equipment	Page:20 of100

Tests relating to Electrical Safety

EL 2105 - V1.0

Cl. No.	Test / Requirement name	Test Code	Test result/ observation	Verdict
2.3	TNV circuits*	EL 2105-00	No TNV circuits	N/A
2.3.1	Type of TNV circuits: TNV-1 / TNV-2 / TNV-3	EL 2105-01	See above Cl. No.2.3	N/A
	a) Limits of TNV-1:	EL 2105-02	See above Cl. No. 2.3	N/A
	b) Limits of TNV-2 or TNV-3: Continuous voltages, combination of AC and DC values, are such that : $\frac{U_{ac}}{71} + \frac{U_{dc}}{120} \leq 1$	EL 2105-03	See above Cl. No. 2.3	N/A
2.3.2	Separation from other circuits and from accessible parts*	EL 2105-04	See above Cl. No. 2.3	N/A
2.3.2.1	General Requirements	EL 2105-05	See above Cl. No. 2.3	N/A
2.3.2.2	Protection by basic insulation	EL 2105-06	See above Cl. No. 2.3	N/A
2.3.2.3	Protection by earthing	EL 2105-07	See above Cl. No. 2.3	N/A
2.3.2.4	Protection by other constructions :	EL 2105-08	See above Cl. No. 2.3	N/A
2.3.3	Separation from hazardous voltages	EL 2105-09	See above Cl. No. 2.3	N/A
2.3.4	Connection of TNV circuits to other circuits	EL 2105-10	See above Cl. No. 2.3	N/A
2.3.5	Test for operating voltages generated externally	EL 2105-11	See above Cl. No. 2.3	N/A

*-Total number of Requirements to be observed / inspected =02
Total No of applicable Requirement =00
No of Requirements for which the sample passed =N/A

Total number of tests to be conducted =10
Total No of applicable Tests =00
No. of tests for which the sample passed = N/A

Certificate: It is certified that the above tests were performed and found to be passing/~~failing~~ in the requirement tested

.....
(Approving Authority)



TRF No. BIS_ SW/IS 13252_V1.0

SWASTIK ELECTRONICS TESTING CENTRE

Address:Plot No-16, Mainapur Industrial Area,Ghaziabad Uttar Pradesh 201003,Contact No.: +91 9311299492,9311299494

Email: info@swastiktestingcentre.com | Web: www.swastiktestingcentre.com

This report is digitally signed and does not required signature on subsequent pages

	TEST REPORT		 TC-7575
	IS 13252 (Part 1): 2010 + A1: 2013 + A2 : 2015 / IEC 60950-1: 2005 + A1:2009 + A2 : 2013		
	Report No.: SC23EPF14664_1	ULR:TC757523000002225F	
Dated: 29/09/2023	Discipline: Electronics	Group: IT Equipment	Page:21 of100

Tests relating to Electrical Safety

EL 2106 - V1.0

Cl. No.	Test / Requirement name	Test Code	Test result/ observation	Verdict
2.4	Limited current circuits *	EL 2106-00	No limited current circuit	N/A
2.4.1	General requirements *	EL 2106-01	See above Cl. No. 2.4	N/A
2.4.2	Limit values	EL 2106-02	See above Cl. No. 2.4	N/A
2.4.3	Connection of limited current circuits to other circuits*	EL 2106-03	See above Cl. No. 2.4	N/A

*-Total number of Requirements to be observed / inspected =03
Total No of applicable Requirement =00
No of Requirements for which the sample passed =N/A

Total number of tests to be conducted =01
Total No of applicable Tests =00
No. of tests for which the sample passed =N/A

Certificate: It is certified that the above tests were performed and found to be passing/~~failing~~ in the requirement tested

.....
(Approving Authority)



TRF No. BIS_ SW/IS 13252_V1.0

SWASTIK ELECTRONICS TESTING CENTRE

Address:Plot No-16, Mainapur Industrial Area,Ghaziabad Uttar Pradesh 201003,Contact No.: +91 9311299492,9311299494

Email: info@swastiktestingcentre.com | Web: www.swastiktestingcentre.com

This report is digitally signed and does not required signature on subsequent pages

	TEST REPORT		 TC-7575
	IS 13252 (Part 1): 2010 + A1: 2013 + A2 : 2015 / IEC 60950-1: 2005 + A1:2009 + A2 : 2013		
	Report No.: SC23EPF14664_1	ULR:TC757523000002225F	
Dated: 29/09/2023	Discipline: Electronics	Group: IT Equipment	Page:22 of100

Tests relating to Electrical Safety

EL 2107 - V1.0

Cl. No.	Test / Requirement name	Test Code	Test result/ observation	Verdict
2.5	Limited power sources *	EL 2107-00	No Limited Power Source	N/A
	a) Inherently limited output	EL 2107-01	See above Cl. No. 2.5	N/A
	b) Impedance limited output	EL 2107-02	See above Cl. No. 2.5	N/A
	c) Regulating network limited output under normal operating and single fault condition Use of integrated circuit (IC) current limiters	EL 2107-03	See above Cl. No. 2.5	N/A
	d) Overcurrent protective device limited output	EL 2107-04	See above Cl. No. 2.5	N/A
	Max. output voltage (V), Max. output current (A), Max. apparent power (VA)	EL 2107-05	See above Cl. No. 2.5	N/A
	Current rating of overcurrent protective device (A)	EL 2107-06	See above Cl. No. 2.5	N/A

*-Total number of Requirements to be observed / inspected =01
Total No of applicable Requirement =00
No of Requirements for which the sample passed =N/A

Total number of tests to be conducted =06
Total No of applicable Tests =00
No. of tests for which the sample passed =N/A

Certificate: It is certified that the above tests were performed and found to be passing/~~failing~~ in the requirement tested

.....
(Approving Authority)



TRF No. BIS_ SW/IS 13252_V1.0

SWASTIK ELECTRONICS TESTING CENTRE

Address:Plot No-16, Mainapur Industrial Area,Ghaziabad Uttar Pradesh 201003,Contact No.: +91 9311299492,9311299494

Email: info@swastiktestingcentre.com | Web: www.swastiktestingcentre.com

This report is digitally signed and does not required signature on subsequent pages

	TEST REPORT		 TC-7575
	IS 13252 (Part 1): 2010 + A1: 2013 + A2 : 2015 / IEC 60950-1: 2005 + A1:2009 + A2 : 2013		
	Report No.: SC23EPF14664_1	ULR:TC757523000002225F	
Dated: 29/09/2023	Discipline: Electronics	Group: IT Equipment	Page:23 of100

Tests relating to Electrical Safety

EL 2108 - V1.0

Cl. No.	Test / Requirement name	Test Code	Test result/ observation	Verdict
2.6	Provisions for earthing and bonding*	EL 2108-00	Class III equipment	N/A
2.6.1	Protective earthing	EL 2108-01	See above Cl. No. 2.6	N/A
2.6.2	Functional earthing : The Functional earthing either separated from hazardous voltages by double or reinforced insulation or by protectively earthed screen or conductive part separated by at least basic insulation, or safely connected to Protective Bonding Conductor.*	EL 2108-02	See above Cl. No. 2.6	N/A
	Use of symbol for functional earthing:*	EL 2108-03	See above Cl. No. 2.6	N/A
2.6.3	Protective earthing and protective bonding conductors*	EL 2108-04	See above Cl. No. 2.6	N/A
2.6.3.2	Size of protective earthing conductors	EL 2108-05	See above Cl. No. 2.6	N/A
	Rated current (A), cross-sectional area (mm ²),		See above Cl. No. 2.6	N/A
2.6.3.3	Size of protective bonding conductors	EL 2108-06	See above Cl. No. 2.6	N/A
	Protective current Rating(A), cross-sectional area (mm ²)		See above Cl. No. 2.6	N/A
2.6.3.4	Resistance of earthing conductors and their terminations; resistance (Ω), voltage drop (V), test current (A), duration (min):	EL 2108-07	See above Cl. No. 2.6	N/A
2.6.3.5	Colour of insulation*:	EL 2108-08	See above Cl. No. 2.6	N/A
2.6.4	Terminals		See above Cl. No. 2.6	N/A
2.6.4.2	Protective earthing and bonding terminals : Rated current(A), Type, Nominal thread diameter (mm)	EL 2108-09	See above Cl. No. 2.6	N/A
2.6.4.3	Separation of the protective earthing conductor from protective bonding conductors*	EL 2108-10	See above Cl. No. 2.6	N/A
2.6.5	Integrity of protective earthing*		See above Cl. No. 2.6	N/A
2.6.5.1	Interconnection of equipment*	EL 2108-11	See above Cl. No. 2.6	N/A
2.6.5.2	Components in protective earthing conductors and protective bonding conductors*	EL 2108-12	See above Cl. No. 2.6	N/A



TRF No. BIS_ SW/IS 13252_V1.0

SWASTIK ELECTRONICS TESTING CENTRE

Address:Plot No-16, Mainapur Industrial Area,Ghaziabad Uttar Pradesh 201003,Contact No.: +91 9311299492,9311299494

Email: info@swastiktestingcentre.com | Web: www.swastiktestingcentre.com

This report is digitally signed and does not required signature on subsequent pages

	TEST REPORT		 TC-7575
	IS 13252 (Part 1): 2010 + A1: 2013 + A2 : 2015 / IEC 60950-1: 2005 + A1:2009 + A2 : 2013		
	Report No.: SC23EPF14664_1	ULR:TC757523000002225F	
Dated: 29/09/2023	Discipline: Electronics	Group: IT Equipment	Page:24 of100

2.6.5.3	Disconnection of protective earth*	EL 2108-13	See above Cl. No. 2.6	N/A
2.6.5.4	Parts that can be removed by an operator*	EL 2108-14	See above Cl. No. 2.6	N/A
2.6.5.5	Parts removed during servicing*	EL 2108-15	See above Cl. No. 2.6	N/A
2.6.5.6	Corrosion resistance*	EL 2108-16	See above Cl. No. 2.6	N/A
2.6.5.7	Screws for protective bonding*	EL 2108-17	See above Cl. No. 2.6	N/A
2.6.5.8	Reliance on telecommunication network or cable distribution system*	EL 2108-18	See above Cl. No. 2.6	N/A

*-Total number of Requirements to be observed / inspected =15
 Total No of applicable Requirement =00
 No of Requirements for which the sample passed =N/A

 Total number of tests to be conducted =05
 Total No of applicable Tests =00
 No. of tests for which the sample passed =N/A

Certificate: It is certified that the above tests were performed and found to be passing/~~failing~~ in the requirement tested

.....
(Approving Authority)



TRF No. BIS_ SW/IS 13252_V1.0

SWASTIK ELECTRONICS TESTING CENTRE

Address:Plot No-16, Mainapur Industrial Area,Ghaziabad Uttar Pradesh 201003,Contact No.: +91 9311299492,9311299494

Email: info@swastiktestingcentre.com | Web: www.swastiktestingcentre.com

This report is digitally signed and does not required signature on subsequent pages

	TEST REPORT		 TC-7575
	IS 13252 (Part 1): 2010 + A1: 2013 + A2 : 2015 / IEC 60950-1: 2005 + A1:2009 + A2 : 2013		
	Report No.: SC23EPF14664_1	ULR:TC757523000002225F	
Dated: 29/09/2023	Discipline: Electronics	Group: IT Equipment	Page:25 of100

Tests relating to Electrical Safety

EL 2109 - V1.0

Cl. No.	Test / Requirement name	Test Code	Test result/ observation	Verdict
2.7	Overcurrent and earth fault protection in primary circuits*	EL 2109-00		N/A
2.7.1	Basic requirements: Protection in primary circuits against over currents, short-circuits and earth faults shall be provided, either as an integral part of the equipment or as part of building installation.	EL 2109-01	Class III equipment	N/A
	If pluggable equipment Type B or permanently connected equipment relies on protective device external to the equipment for protection, the equipment installation Instructions shall so state and shall also specify the requirements for short-circuit protection or overcurrent protection or, where necessary, for both.		See above Cl. No. 2.7.1	N/A
2.7.2	Faults not simulated in 5.3.7* need not be fitted as an integral part of the equipment	EL 2109-02	See above Cl. No. 2.7.1	N/A
2.7.3	Short-circuit backup protection	EL 2109-03	See above Cl. No. 2.7.1	N/A
2.7.4	Number and location of protective devices :	EL 2109-04	See above Cl. No. 2.7.1	N/A
2.7.5	Protection by several devices*	EL 2109-05	See above Cl. No. 2.7.1	N/A
2.7.6	Warning to service personnel* :	EL 2109-06	See above Cl. No. 2.7.1	N/A

*-Total number of Requirements to be observed / inspected =04
Total No of applicable Requirement =00
No of Requirements for which the sample passed =N/A

Total number of tests to be conducted =03
Total No of applicable Tests =00
No. of tests for which the sample passed =N/A

Certificate: It is certified that the above tests were performed and found to be passing/~~failing~~ in the requirement tested

.....
(Approving Authority)



TRF No. BIS_ SW/IS 13252_V1.0

SWASTIK ELECTRONICS TESTING CENTRE

Address:Plot No-16, Mainapur Industrial Area,Ghaziabad Uttar Pradesh 201003,Contact No.: +91 9311299492,9311299494

Email: info@swastiktestingcentre.com | Web: www.swastiktestingcentre.com

This report is digitally signed and does not required signature on subsequent pages

	TEST REPORT		 TC-7575
	IS 13252 (Part 1): 2010 + A1: 2013 + A2 : 2015 / IEC 60950-1: 2005 + A1:2009 + A2 : 2013		
	Report No.: SC23EPF14664_1	ULR:TC757523000002225F	
Dated: 29/09/2023	Discipline: Electronics	Group: IT Equipment	Page:26 of100

Tests relating to Electrical Safety

EL 2110 - V1.0

Cl. No.	Test / Requirement name	Test Code	Test result/ observation	Verdict
2.8	Safety Interlocks*	EL 2110-00	No safety interlock switch used	N/A
2.8.1	General principles*	EL 2110-01	See above Cl. No.2.8	N/A
2.8.2	Protection requirements	EL 2110-02	See above Cl. No. 2.8	N/A
2.8.3	Inadvertent reactivation	EL 2110-03	See above Cl. No. 2.8	N/A
2.8.4	Fail-safe operation	EL 2110-04	See above Cl. No. 2.8	N/A
2.8.5	Moving parts	EL 2110-05		N/A
2.8.6	Overriding*	EL 2110-06	See above Cl. No. 2.8	N/A
2.8.7	Switches, relays and their related circuits	EL 2110-07		N/A
2.8.7.1	Separation distances for contact gaps and their related circuits`	EL 2110-08	See above Cl. No. 2.8	N/A
2.8.7.2	Overload test	EL 2110-09	See above Cl. No. 2.8	N/A
2.8.7.3	Endurance test	EL 2110-10	See above Cl. No. 2.8	N/A
2.8.7.4	Electric strength test	EL 2110-11	See above Cl. No. 2.8	N/A
2.8.8	Mechanical actuators	EL 2110-12	See above Cl. No. 2.8	N/A

*-Total number of Requirements to be observed / inspected =03
Total No of applicable Requirement =00
No of Requirements for which the sample passed =N/A

Total number of tests to be conducted =10
Total No of applicable Tests =00
No. of tests for which the sample passed =N/A

Certificate: It is certified that the above tests were performed and found to be passing/~~failing~~ in the requirement tested

.....
(Approving Authority)



TRF No. BIS_ SW/IS 13252_V1.0

SWASTIK ELECTRONICS TESTING CENTRE

Address:Plot No-16, Mainapur Industrial Area,Ghaziabad Uttar Pradesh 201003,Contact No.: +91 9311299492,9311299494

Email: info@swastiktestingcentre.com | Web: www.swastiktestingcentre.com

This report is digitally signed and does not required signature on subsequent pages

	TEST REPORT		 TC-7575
	IS 13252 (Part 1): 2010 + A1: 2013 + A2 : 2015 / IEC 60950-1: 2005 + A1:2009 + A2 : 2013		
	Report No.: SC23EPF14664_1	ULR:TC757523000002225F	
Dated: 29/09/2023	Discipline: Electronics	Group: IT Equipment	Page:27 of100

Tests relating to Electrical Safety

EL 2111 - V1.0

Cl. No.	Test / Requirement name	Test Code	Test result/ observation	Verdict
2.9	Electrical insulation*	EL 2111-00	See below	P
2.9.1	Properties of insulating materials*	EL 2111-01	Only functional insulation is part of equipment and complied with Cl. No. 5.3.4c)	P
2.9.2	Humidity conditioning	EL 2111-02	Class III equipment	N/A
	Relative Humidity : 93 ±3 %, Temperature: t at 40 ± 2°C Duration : 120 hours		See above Cl.No.2.9.2	N/A
2.9.3	Grade of insulation*	EL 2111-03	Functional insulation only	P
2.9.4	Separation from hazardous voltages*	EL 2111-04	No hazardous voltage	N/A
	Method(s) used		See above Cl. No. 2.9.4	N/A

*-Total number of Requirements to be observed / inspected =04

Total No of applicable Requirement =03

No of Requirements for which the sample passed =03

Total number of tests to be conducted =01

Total No of applicable Tests =00

No. of tests for which the sample passed =N/A

Certificate: It is certified that the above tests were performed and found to be passing/~~failing~~ in the requirement tested

.....
(Approving Authority)



TRF No. BIS_ SW/IS 13252_V1.0

SWASTIK ELECTRONICS TESTING CENTRE

Address:Plot No-16, Mainapur Industrial Area,Ghaziabad Uttar Pradesh 201003,Contact No.: +91 9311299492,9311299494

Email: info@swastiktestingcentre.com | Web: www.swastiktestingcentre.com

This report is digitally signed and does not required signature on subsequent pages

	TEST REPORT		 TC-7575
	IS 13252 (Part 1): 2010 + A1: 2013 + A2 : 2015 / IEC 60950-1: 2005 + A1:2009 + A2 : 2013		
	Report No.: SC23EPF14664_1	ULR:TC757523000002225F	
Dated: 29/09/2023	Discipline: Electronics	Group: IT Equipment	Page:28 of100

Tests relating to Electrical Safety

EL 2112 - V1.0

Cl. No.	Test / Requirement name	Test Code	Test result/ observation	Verdict
2.10	Clearances, creepage distances and distances through Insulation*	EL 2112-00	See below	P
2.10.1.1	Frequency *	EL 2112-01	DC supply	N/A
2.10.1.2	Pollution degrees*	EL 2112-02	Pollution degree 2	P
2.10.1.3	Reduced values for functional insulation	EL 2112-03	Functional insulation complies with the requirements of Cl. No. 5.3.4c)	P
2.10.1.4	Intervening unconnected conductive parts	EL 2112-04	No such parts	N/A
2.10.1.5	Insulation with varying dimensions	EL 2112-05	No such insulation	N/A
2.10.1.6	Special separation requirements	EL 2112-06	No such requirements	N/A
2.10.1.7	Insulation in circuits generating starting pulses	EL 2112-07	No such circuits	N/A
2.10.2	Determination of working voltage	EL 2112-08	Class III equipment	N/A
2.10.2.2	RMS working voltage	EL 2112-09	See above Cl. No. 2.10.2	N/A
2.10.2.3	Peak working voltage	EL 2112-10	See above Cl. No. 2.10.2	N/A
2.10.3	Clearances	EL 2112-11	Class III equipment, only functional insulation is part of EUT and complied with Cl. No. 5.3.4c)	N/A
2.10.3.1	General	EL 2112-12	See below	N/A
2.10.3.2	Mains transient voltages*		No directly connected to mains	N/A
	a) AC mains supply * :	EL 2112-13	No directly connected to mains	N/A
	b) Earthed d.c. mains supplies*	EL 2112-14	No dc mains supply	N/A
	c) Unearthed d.c. mains supplies* :	EL 2112-15	No dc mains supply	N/A
	d) Battery operation* :	EL 2112-16	No such battery operation	N/A
2.10.3.3	Clearances in primary circuits	EL 2112-17	Class III equipment	N/A
2.10.3.4	Clearances in secondary circuits	EL 2112-18	See above Cl. No. 2.10.3.3	N/A
2.10.3.5	Clearances in circuits having starting pulses	EL 2112-19	No such circuits	N/A
2.10.3.6	Transients from a.c. mains supply :	EL 2112-20	No directly connected to mains	N/A
2.10.3.7	Transients from d.c. mains supply :	EL 2112-21	No dc mains supply	N/A
2.10.3.8	Transients from telecommunication networks and cable distribution systems	EL 2112-22	No telecommunication network and cable distribution systems	N/A



TRF No. BIS_ SW/IS 13252_V1.0

SWASTIK ELECTRONICS TESTING CENTRE

Address:Plot No-16, Mainapur Industrial Area,Ghaziabad Uttar Pradesh 201003,Contact No.: +91 9311299492,9311299494

Email: info@swastiktestingcentre.com | Web: www.swastiktestingcentre.com

This report is digitally signed and does not required signature on subsequent pages

	TEST REPORT		 TC-7575
	IS 13252 (Part 1): 2010 + A1: 2013 + A2 : 2015 / IEC 60950-1: 2005 + A1:2009 + A2 : 2013		
	Report No.: SC23EPF14664_1	ULR:TC757523000002225F	
Dated: 29/09/2023	Discipline: Electronics	Group: IT Equipment	Page:29 of100

2.10.3.9	Measurement of transient voltages		No directly connected to mains	N/A
	a) Transients from a mains supply	EL 2112-23	See above Cl. No. 2.10.3.9	N/A
	For an a.c. mains supply		See above Cl. No. 2.10.3.9	N/A
	For a d.c. mains supply		See above Cl. No. 2.10.3.9	N/A
	b) Transients from a telecommunication network	EL 2112-24	No telecommunication network	N/A
2.10.4	Creepage distances*	EL 2112-25	Class III equipment, only functional insulation is part of EUT and complied with Cl. No. 5.3.4c)	N/A
2.10.4.1	General	EL 2112-26	See above Cl. No. 2.10.4	N/A
2.10.4.2	Material group and comparative tracking index : CTI tests*	EL 2112-27	See above Cl. No. 2.10.4	N/A
2.10.4.3	Minimum creepage distances	EL 2112-28	See above Cl. No. 2.10.4	N/A
2.10.5	Solid insulation	EL 2112-29	No such insulations	N/A
2.10.5.1	General	EL 2112-30	No such insulations	N/A
2.10.5.2	Distances through insulation	EL 2112-31	No such insulations	N/A
2.10.5.3	Insulating compound as solid insulation	EL 2112-32	No such insulations	N/A
2.10.5.4	Semiconductor devices	EL 2112-33		N/A
2.10.5.5.	Cemented joints	EL 2112-34	No cemented joint used	N/A
2.10.5.6	Thin sheet material – General	EL 2112-35	No thin sheet material used	N/A
2.10.5.7	Separable thin sheet material	EL 2112-36	See above Cl. No. 2.10.5.6	N/A
2.10.5.8	Non-separable thin sheet material	EL 2112-37	See above Cl. No. 2.10.5.6	N/A
2.10.5.9	Thin sheet material – standard test procedure	EL 2112-38	See above Cl. No. 2.10.5.6	N/A
	Electric strength test as per Cl.5.2.2		See above Cl. No. 2.10.5.6	N/A
2.10.5.10	Thin sheet material – alternative test procedure	EL 2112-39	See above Cl. No. 2.10.5.6	N/A
	Electric strength test as per Cl.5.2.2		See above Cl. No. 2.10.5.6	N/A
2.10.5.11	Insulation in wound components	EL 2112-40	No wound components	N/A
2.10.5.12	Wire in wound components		See above Cl. No. 2.10.5.11	N/A
	If Peak Working voltage >71 V		See above Cl. No. 2.10.5.11	N/A
	a) Basic insulation not under stress	EL 2112-41	See above Cl. No. 2.10.5.11	N/A



TRF No. BIS_ SW/IS 13252_V1.0

SWASTIK ELECTRONICS TESTING CENTRE

Address:Plot No-16, Mainapur Industrial Area,Ghaziabad Uttar Pradesh 201003,Contact No.: +91 9311299492,9311299494

Email: info@swastiktestingcentre.com | Web: www.swastiktestingcentre.com

This report is digitally signed and does not required signature on subsequent pages

	TEST REPORT		 TC-7575
	IS 13252 (Part 1): 2010 + A1: 2013 + A2 : 2015 / IEC 60950-1: 2005 + A1:2009 + A2 : 2013		
	Report No.: SC23EPF14664_1	ULR:TC757523000002225F	
Dated: 29/09/2023	Discipline: Electronics	Group: IT Equipment	Page:30 of100

	b) Basic, supplementary, reinforced insulation	EL 2112-42	See above Cl. No. 2.10.5.11	N/A
	c) Compliance with Annex U	EL 2112-43		N/A
	d) Where two winding wires in contact inside wound component; angle between 45° and 90°	EL 2112-44	See above Cl. No. 2.10.5.11	N/A
2.10.5.13	Wire with solvent-based enamel in wound components		See above Cl. No. 2.10.5.11	N/A
	a) Electric strength test (Type test as per Cl.5.2.2)	EL 2112-45	See above Cl. No. 2.10.5.11	N/A
	b) Electric Strength test (Routine test as per Cl.5.2.2)	EL 2112-46	See above Cl. No. 2.10.5.11	N/A
2.10.5.14	Additional insulation in wound components		See above Cl. No. 2.10.5.11	N/A
	If Peak Working Voltage >71V		See above Cl. No. 2.10.5.11	N/A
	a) Basic insulation not under stress	EL 2112-47	See above Cl. No. 2.10.5.11	N/A
	b) Supplementary, reinforced insulation	EL 2112-48	See above Cl. No. 2.10.5.11	N/A
2.10.6	Construction of printed boards*		Certified uncoated printed board used	P
2.10.6.1	Uncoated printed boards	EL 2112-49	See above Cl. No.2.10.6	P
2.10.6.2	Coated printed boards	EL 2112-50	Not used	N/A
2.10.6.3	Insulation between conductors on the same inner surface of a printed board	EL 2112-51	No such construction	N/A
2.10.6.4	Insulation between conductors on different surfaces of a printed board*		See above Cl. No. 2.10.6.3	N/A
	a) Minimum Thickness of insulation: 0.4mm or	EL 2112-52	See above Cl. No. 2.10.6.3	N/A
	b) Confirm with one of the specification and pass the relevant tests as per Table 2R	EL 2112-53	See above Cl. No. 2.10.6.3	N/A
2.10.7	Component external terminations	EL 2112-54	See above Cl. No. 2.10.6.3	N/A
2.10.8	Tests on coated printed boards and coated components		Uncoated printed boards used	N/A
2.10.8.1	Sample preparation and preliminary inspection*	EL 2112-55	See above Cl. No. 2.10.8	N/A
2.10.8.2	Thermal conditioning	EL 2112-56	See above Cl. No. 2.10.8	N/A



TRF No. BIS_ SW/IS 13252_V1.0

SWASTIK ELECTRONICS TESTING CENTRE

Address:Plot No-16, Mainapur Industrial Area,Ghaziabad Uttar Pradesh 201003,Contact No.: +91 9311299492,9311299494

Email: info@swastiktestingcentre.com | Web: www.swastiktestingcentre.com

This report is digitally signed and does not required signature on subsequent pages

	TEST REPORT		 TC-7575
	IS 13252 (Part 1): 2010 + A1: 2013 + A2 : 2015 / IEC 60950-1: 2005 + A1:2009 + A2 : 2013		
	Report No.: SC23EPF14664_1	ULR:TC757523000002225F	
Dated: 29/09/2023	Discipline: Electronics	Group: IT Equipment	Page:31 of100

2.10.8.3	Electric strength test	EL 2112-57	See above Cl. No. 2.10.8	N/A
2.10.8.4	Abrasion resistance test	EL 2112-58	See above Cl. No. 2.10.8	N/A
2.10.9	Thermal cycling	EL 2112-59	Class III equipment	N/A
2.10.10	Test for Pollution Degree 1 environment and insulating compound	EL 2112-60	Pollution degree 2	N/A
2.10.11	Tests for semiconductor devices and cemented joints	EL 2112-61		N/A
2.10.12	Enclosed and sealed parts	EL 2112-62	No enclosed and sealed parts	N/A

*-Total number of Requirements to be observed / inspected =10
Total No of applicable Requirement =02
No of Requirements for which the sample passed =02

Total number of tests to be conducted =53
Total No of applicable Tests =02
No. of tests for which the sample passed =02

Certificate: It is certified that the above tests were performed and found to be passing/~~failing~~ in the requirement tested

.....
(Approving Authority)



TRF No. BIS_ SW/IS 13252_V1.0

SWASTIK ELECTRONICS TESTING CENTRE

Address:Plot No-16, Mainapur Industrial Area,Ghaziabad Uttar Pradesh 201003,Contact No.: +91 9311299492,9311299494

Email: info@swastiktestingcentre.com | Web: www.swastiktestingcentre.com

This report is digitally signed and does not required signature on subsequent pages

	TEST REPORT		 TC-7575
	IS 13252 (Part 1): 2010 + A1: 2013 + A2 : 2015 / IEC 60950-1: 2005 + A1:2009 + A2 : 2013		
	Report No.: SC23EPF14664_1	ULR:TC757523000002225F	
Dated: 29/09/2023	Discipline: Electronics	Group: IT Equipment	Page:32 of100

Tests relating to Wiring

EL 2113 - V1.0

Cl. No.	Test / Requirement name	Test Code	Test result/ observation	Verdict
3.0	Wiring, connections and supply*	EL 2113-00	See below	P
3.1.1	Current rating and overcurrent protection	EL 2113-01	Wires of adequate capacity used to carry the intended current	P
3.1.2	Protection against mechanical damage*	EL 2113-02	Wire ways are smooth and free from sharp edges	P
3.1.3	Securing of internal wiring*	EL 2113-03	Internal wirings are well secured by proper means	P
3.1.4	Insulation of conductors	EL 2113-04	No such construction	N/A
3.1.5	Beads and ceramic insulators	EL 2113-05	Beads and ceramic insulators are not used	N/A
3.1.6	Screws for electrical contact pressure*	EL 2113-06	No such screws used	N/A
3.1.7	Insulating materials in electrical connections*	EL 2113-07	No such construction	N/A
3.1.8	Self-tapping and spaced thread screws*	EL 2113-08	No such screws	N/A
3.1.9	Termination of conductors : 10 N pull test	EL 2113-09	The conductors are reliably fixed on the PCB	P
3.1.10	Sleeving on wiring*	EL 2113-10	No sleeving used	N/A

*-Total number of Requirements to be observed / inspected =07

Total No of applicable Requirement =03

No of Requirements for which the sample passed =03

Total number of tests to be conducted =04

Total No of applicable Tests =02

No. of tests for which the sample passed =02

Certificate: It is certified that the above tests were performed and found to be passing/~~failing~~ in the requirement tested

.....
(Approving Authority)



TRF No. BIS_ SW/IS 13252_V1.0

SWASTIK ELECTRONICS TESTING CENTRE

Address:Plot No-16, Mainapur Industrial Area,Ghaziabad Uttar Pradesh 201003,Contact No.: +91 9311299492,9311299494

Email: info@swastiktestingcentre.com | Web: www.swastiktestingcentre.com

This report is digitally signed and does not required signature on subsequent pages

	TEST REPORT		 TC-7575
	IS 13252 (Part 1): 2010 + A1: 2013 + A2 : 2015 / IEC 60950-1: 2005 + A1:2009 + A2 : 2013		
	Report No.: SC23EPF14664_1	ULR:TC757523000002225F	
Dated: 29/09/2023	Discipline: Electronics	Group: IT Equipment	Page:33 of100

Tests relating to Wiring

EL 2114 - V1.0

Cl. No.	Test / Requirement name	Test Code	Test result/ observation	Verdict
3.2	Connection to a mains supply*	EL 2114-00		N/A
3.2.1	Means of connection		See below Cl. No.3.2.1.1	N/A
3.2.1.1	Connection to an a.c. mains supply*	EL 2114-01	Equipment not directly connected to mains	N/A
3.2.1.2	Connection to a d.c. mains supply*	EL 2114-02	No dc mains supply	N/A
3.2.2	Multiple supply connections	EL 2114-03	No multiple supply connection	N/A
3.2.3	Permanently connected equipment	EL 2114-04	Not a permanently connected equipment	N/A
3.2.4	Appliance inlets: Are so Located that parts at hazardous voltage are not accessible during insertion or removal of the connector, connector can be inserted without difficulty and after insertion of the connector, the equipment is not supported by the connector for any position of normal use on a flat surface (appliance inlets complying with IEC 60309 or IEC 60320 considered to comply with this requirement.	EL 2114-05	Appliance inlet not used	N/A
3.2.5	Power supply cords		Power supply cords not used	N/A
3.2.5.1	AC power supply cords*	EL 2114-06	See above Cl. No. 3.2.5	N/A
	Rated current (A), cross-sectional area (mm ²), AWG		See above Cl. No. 3.2.5	N/A
3.2.5.2	DC power supply cords*	EL 2114-07	See above Cl. No. 3.2.5	N/A
3.2.6	Cord anchorages and strain relief		See above Cl. No. 3.2.5	N/A
	Mass of the equipment: Pull Force (N):	EL 2114-08	See above Cl. No. 3.2.5	N/A
	b) Longitudinal displacement: 2 mm (Max)	EL 2114-09	See above Cl. No. 3.2.5	N/A
3.2.7	Protection against mechanical damage	EL 2114-10	See above Cl. No. 3.2.5	N/A
3.2.8	Cord guards		See above Cl. No. 3.2.5	N/A



TRF No. BIS_ SW/IS 13252_V1.0

SWASTIK ELECTRONICS TESTING CENTRE

Address:Plot No-16, Mainapur Industrial Area,Ghaziabad Uttar Pradesh 201003,Contact No.: +91 9311299492,9311299494

Email: info@swastiktestingcentre.com | Web: www.swastiktestingcentre.com

This report is digitally signed and does not required signature on subsequent pages

	TEST REPORT		 TC-7575
	IS 13252 (Part 1): 2010 + A1: 2013 + A2 : 2015 / IEC 60950-1: 2005 + A1:2009 + A2 : 2013		
	Report No.: SC23EPF14664_1	ULR:TC757523000002225F	
Dated: 29/09/2023	Discipline: Electronics	Group: IT Equipment	Page:34 of100

	a) Diameter or minor dimension D (mm) : Test mass (g) :	EL 2114-11	See above Cl. No. 3.2.5	N/A
	b) Radius of curvature of cord : 1.5 D (Min)	EL 2114-12	See above Cl. No. 3.2.5	N/A
3.2.9	Supply wiring space	EL 2114-13	See above Cl. No. 3.2.5	N/A

*-Total number of Requirements to be observed / inspected =05
Total No of applicable Requirement =00
No of Requirements for which the sample passed =N/A

Total number of tests to be conducted =09
Total No of applicable Tests =00
No. of tests for which the sample passed =N/A

Certificate: It is certified that the above tests were performed and found to be passing/~~failing~~ in the requirement tested

.....
(Approving Authority)



TRF No. BIS_ SW/IS 13252_V1.0

SWASTIK ELECTRONICS TESTING CENTRE

Address:Plot No-16, Mainapur Industrial Area,Ghaziabad Uttar Pradesh 201003,Contact No.: +91 9311299492,9311299494

Email: info@swastiktestingcentre.com | Web: www.swastiktestingcentre.com

This report is digitally signed and does not required signature on subsequent pages

	TEST REPORT		 TC-7575
	IS 13252 (Part 1): 2010 + A1: 2013 + A2 : 2015 / IEC 60950-1: 2005 + A1:2009 + A2 : 2013		
	Report No.: SC23EPF14664_1	ULR:TC757523000002225F	
Dated: 29/09/2023	Discipline: Electronics	Group: IT Equipment	Page:35 of100

Tests relating to Wiring

EL 2115 - V1.0

Cl. No.	Test / Requirement name	Test Code	Test result/ observation	Verdict
3.3	Wiring terminals for connection of external conductors*	EL 2115-00	No wiring terminals for connection of external conductors	N/A
3.3.1	Wiring terminals*	EL 2115-01	See above Cl. No.3.3	N/A
3.3.2	Connection of non-detachable power supply cords	EL 2115-02	See above Cl. No. 3.3	N/A
3.3.3	Screw terminals*	EL 2115-03	See above Cl. No. 3.3	N/A
3.3.4	Conductor sizes to be connected	EL 2115-04	See above Cl. No. 3.3	N/A
	Rated current (A), cord/cable type, cross-sectional area (mm ²)		See above Cl. No. 3.3	N/A
3.3.5	Wiring terminal sizes	EL 2115-05	See above Cl. No. 3.3	N/A
	Rated current (A), type, nominal thread diameter (mm)		See above Cl. No. 3.3	N/A
3.3.6	Wiring terminal design	EL 2115-06	See above Cl. No. 3.3	N/A
3.3.7	Grouping of wiring terminals*	EL 2115-07	See above Cl. No. 3.3	N/A
3.3.8	Stranded wire	EL 2115-08	See above Cl. No. 3.3	N/A

*-Total number of Requirements to be observed / inspected =04
Total No of applicable Requirement =00
No of Requirements for which the sample passed =N/A

Total number of tests to be conducted =05
Total No of applicable Tests =00
No. of tests for which the sample passed =N/A

Certificate: It is certified that the above tests were performed and found to be passing/~~failing~~ in the requirement tested

.....
(Approving Authority)



TRF No. BIS_ SW/IS 13252_V1.0

SWASTIK ELECTRONICS TESTING CENTRE

Address:Plot No-16, Mainapur Industrial Area,Ghaziabad Uttar Pradesh 201003,Contact No.: +91 9311299492,9311299494

Email: info@swastiktestingcentre.com | Web: www.swastiktestingcentre.com

This report is digitally signed and does not required signature on subsequent pages

	TEST REPORT		 TC-7575
	IS 13252 (Part 1): 2010 + A1: 2013 + A2 : 2015 / IEC 60950-1: 2005 + A1:2009 + A2 : 2013		
	Report No.: SC23EPF14664_1	ULR:TC757523000002225F	
Dated: 29/09/2023	Discipline: Electronics	Group: IT Equipment	Page:36 of100

Tests relating to Wiring

EL 2116 - V1.0

Cl. No.	Test / Requirement name	Test Code	Test result/ observation	Verdict
3.4	Disconnection from the mains supply*	EL 2116-00	Not directly connected to mains	N/A
3.4.1	General Requirement A disconnect device or devices shall be provided to disconnect the equipment from the mains supply for servicing.	EL 2116-01	See above Cl. No. 3.4	N/A
3.4.2	Disconnect devices*	EL 2116-02	See above Cl. No. 3.4	N/A
3.4.3	Permanently connected equipment*	EL 2116-03	See above Cl. No. 3.4	N/A
3.4.4	Parts which remain energized*	EL 2116-04	See above Cl. No. 3.4	N/A
3.4.5	Switches in flexible cords*	EL 2116-05	See above Cl. No. 3.4	N/A
3.4.6	Number of poles - single-phase and d.c. equipment*	EL 2116-06	See above Cl. No. 3.4	N/A
3.4.7	Number of poles - three-phase equipment*	EL 2116-07	See above Cl. No. 3.4	N/A
3.4.8	Switches as disconnect devices*	EL 2116-08	See above Cl. No. 3.4	N/A
3.4.9	Plugs as disconnect devices*	EL 2116-09	See above Cl. No. 3.4	N/A
3.4.10	Interconnected equipment*	EL 2116-10	See above Cl. No. 3.4	N/A
3.4.11	Multiple power sources*	EL 2116-11	See above Cl. No. 3.4	N/A

*-Total number of Requirements to be observed / inspected =11
Total No of applicable Requirement =00
No of Requirements for which the sample passed =N/A

Total number of tests to be conducted =01
Total No of applicable Tests =00
No. of tests for which the sample passed =N/A

Certificate: It is certified that the above tests were performed and found to be passing/~~failing~~ in the requirement tested

.....
(Approving Authority)



TRF No. BIS_ SW/IS 13252_V1.0

SWASTIK ELECTRONICS TESTING CENTRE

Address:Plot No-16, Mainapur Industrial Area,Ghaziabad Uttar Pradesh 201003,Contact No.: +91 9311299492,9311299494

Email: info@swastiktestingcentre.com | Web: www.swastiktestingcentre.com

This report is digitally signed and does not required signature on subsequent pages

	TEST REPORT		 TC-7575
	IS 13252 (Part 1): 2010 + A1: 2013 + A2 : 2015 / IEC 60950-1: 2005 + A1:2009 + A2 : 2013		
	Report No.: SC23EPF14664_1	ULR:TC757523000002225F	
Dated: 29/09/2023	Discipline: Electronics	Group: IT Equipment	Page:37 of100

Tests relating to Wiring

EL 2117 - V1.0

Cl. No.	Test / Requirement name	Test Code	Test result/ observation	Verdict
3.5	Interconnection of equipment*	EL 2117-00		P
3.5.1	General requirements*	EL 2117-01	See below	P
3.5.2	Types of interconnection circuits*	EL 2117-02	SELV-SELV circuits	P
3.5.3	ELV circuits as interconnection circuits *	EL 2117-03	No ELV circuits used	N/A
3.5.4	Data ports for additional equipment	EL 2117-04	No such equipment	N/A

*-Total number of Requirements to be observed / inspected =04

Total No of applicable Requirement =03

No of Requirements for which the sample passed =03

Total number of tests to be conducted =01

Total No of applicable Tests =00

No. of tests for which the sample passed =N/A

Certificate: It is certified that the above tests were performed and found to be passing/~~failing~~ in the requirement tested

.....
(Approving Authority)



TRF No. BIS_ SW/IS 13252_V1.0

SWASTIK ELECTRONICS TESTING CENTRE

Address:Plot No-16, Mainapur Industrial Area,Ghaziabad Uttar Pradesh 201003,Contact No.: +91 9311299492,9311299494

Email: info@swastiktestingcentre.com | Web: www.swastiktestingcentre.com

This report is digitally signed and does not required signature on subsequent pages

	TEST REPORT		 TC-7575
	IS 13252 (Part 1): 2010 + A1: 2013 + A2 : 2015 / IEC 60950-1: 2005 + A1:2009 + A2 : 2013		
	Report No.: SC23EPF14664_1	ULR:TC757523000002225F	
Dated: 29/09/2023	Discipline: Electronics	Group: IT Equipment	Page:38 of100

Tests relating to Mechanical Properties

EL 2118 - V1.0

Cl. No.	Test / Requirement name	Test Code	Test result/ observation	Verdict
4	PHYSICAL REQUIREMENTS*	EL 2118-00		P
4.1	Stability	EL 2118-01	See below	N/A
	a) A unit having a mass of 7 kg or more shall not fall over when tilted to an angle of 10° from its normal upright position. Alternatively, the unit is placed in its intended position of use on a plane, inclined at an angle of 10° to the horizontal, and then rotated slowly through an angle of 360° about its normal vertical axis.	EL 2118-02	Mass < 7kg.	N/A
	b) A floor-standing unit having a mass of 25 kg or more shall not fall over when a force equal to 20 % of the weight of the unit, but not more than 250 N, is applied in any direction except upwards, at a height not exceeding 2 m from the floor.	EL 2118-03	No such equipment	N/A
	c) A floor-standing unit shall not fall over when a constant downward force of 800 N is applied at the point of maximum moment to any horizontal surface of at least 125 mm by at least 200 mm, at a height up to 1 m from the floor.	EL 2118-04	No such equipment	N/A

*-Total number of Requirements to be observed / inspected =01

Total No of applicable Requirement =01

No of Requirements for which the sample passed =01

Total number of tests to be conducted =04

Total No of applicable Tests =00

No. of tests for which the sample passed =N/A

Certificate: It is certified that the above tests were performed and found to be passing/~~failing~~ in the requirement tested

.....
(Approving Authority)



TRF No. BIS_ SW/IS 13252_V1.0

SWASTIK ELECTRONICS TESTING CENTRE

Address:Plot No-16, Mainapur Industrial Area,Ghaziabad Uttar Pradesh 201003,Contact No.: +91 9311299492,9311299494

Email: info@swastiktestingcentre.com | Web: www.swastiktestingcentre.com

This report is digitally signed and does not required signature on subsequent pages

	TEST REPORT		 TC-7575
	IS 13252 (Part 1): 2010 + A1: 2013 + A2 : 2015 / IEC 60950-1: 2005 + A1:2009 + A2 : 2013		
	Report No.: SC23EPF14664_1	ULR:TC757523000002225F	
Dated: 29/09/2023	Discipline: Electronics	Group: IT Equipment	Page:39 of100

Tests relating to Mechanical Properties

EL 2119 - V1.0

Cl. No.	Test / Requirement name	Test Code	Test result/ observation	Verdict
4.2	Mechanical Strength	EL 2119-00	Equipment have adequate mechanical strength	P
4.2.1	General	EL 2119-01	See below	P
4.2.2	Steady force test, 10 N	EL 2119-02	Force applied on functional buttons Result: No damage, No hazard	P
4.2.3	Steady force test, 30 N	EL 2119-03	No such equipment	N/A
4.2.4	Steady force test, 250 N	EL 2119-04	Force applied on rear side of enclosure Result: No damage, No hazard	P
4.2.5	Impact test	EL 2119-05	Transportable equipment	N/A
	a) Fall test as per Fig. 4A	EL 2119-06	See above Cl. No. 4.2.5	N/A
	b) Swing test as per Fig. 4A	EL 2119-07	See above Cl. No. 4.2.5	N/A
4.2.6	Drop test; height (mm) :	EL 2119-08	Dropped from a height of 1000mm. No safety relevant damage occurred	P
4.2.7	Stress relief test	EL 2119-09	Test performed of 70°C for 7 hours. No shrinkage, distortion or loosening of Plastic Enclosure	P
4.2.8	Cathode Ray Tubes	EL 2119-10		N/A
4.2.9	High Pressure Lamps*	EL 2119-11	No such lamps used	N/A
4.2.10	Wall or ceiling mounted equipment; force(N)	EL 2119-12	Not a wall or ceiling mounted equipment	N/A

*-Total number of Requirements to be observed / inspected =01
Total No of applicable Requirement =00
No of Requirements for which the sample passed =N/A

Total number of tests to be conducted =12
Total No of applicable Tests =06
No. of tests for which the sample passed =06

Certificate: It is certified that the above tests were performed and found to be passing/ failing in the requirement tested

.....
(Approving Authority)



TRF No. BIS_ SW/IS 13252_V1.0

SWASTIK ELECTRONICS TESTING CENTRE

Address:Plot No-16, Mainapur Industrial Area,Ghaziabad Uttar Pradesh 201003,Contact No.: +91 9311299492,9311299494

Email: info@swastiktestingcentre.com | Web: www.swastiktestingcentre.com

This report is digitally signed and does not required signature on subsequent pages

	TEST REPORT		 TC-7575
	IS 13252 (Part 1): 2010 + A1: 2013 + A2 : 2015 / IEC 60950-1: 2005 + A1:2009 + A2 : 2013		
	Report No.: SC23EPF14664_1	ULR:TC757523000002225F	
Dated: 29/09/2023	Discipline: Electronics	Group: IT Equipment	Page:40 of100

Tests relating to Mechanical Properties

EL 2120 - V1.0

Cl. No.	Test / Requirement name	Test Code	Test result/ observation	Verdict
4.3	Design and Construction*	EL 2120-00	See below	P
4.3.1	Edges and corners*	EL 2120-01	All edges or corner accessible to operator are rounded and smoothed	P
4.3.2	Handles and manual controls; force (N):	EL 2120-02	No handles and manual controls	N/A
4.3.3	Adjustable controls	EL 2120-03	No adjustable control	N/A
4.3.4	Securing of parts	EL 2120-04	Parts are well secured against mechanical stresses occurring in normal used	P
4.3.5	Connections by Plugs and Sockets*	EL 2120-05	No misconnection likely to create hazard	P
4.3.6	Direct plug-in equipment	EL 2120-06	Not direct plug-in equipment	N/A
	Torque	EL 2120-07	See above Cl. No.4.3.6	N/A
	Compliance with the relevant mains plug standard	EL 2120-08	See above Cl. No.4.3.6	N/A
4.3.7	Heating elements in earthed equipment*	EL 2120-09	No heating element used	N/A
4.3.8	Batteries Portable secondary sealed cells and batteries (other than button) containing alkaline or other non-acid electrolyte shall comply with IEC 62133		Certified battery used (see table 1.5.1)	P
	a) Overcharging of a rechargeable battery	EL 2120-10	Certified battery used	P
	b) Unintentional charging of a non-rechargeable battery	EL 2120-11	Rechargeable battery used	N/A
	c) Reverse charging of a rechargeable battery	EL 2120-12	No such possibility of reverse charging	N/A
	d) Excessive discharging rate for any battery	EL 2120-13	Certified battery used	P
	e) Electric strength as per Cl.5.3.9.2	EL 2120-14	Class III equipment	N/A
4.3.9	Oil & grease*	EL 2120-15	Oil and grease are not used	N/A



TRF No. BIS_ SW/IS 13252_V1.0

SWASTIK ELECTRONICS TESTING CENTRE

Address:Plot No-16, Mainapur Industrial Area,Ghaziabad Uttar Pradesh 201003,Contact No.: +91 9311299492,9311299494

Email: info@swastiktestingcentre.com | Web: www.swastiktestingcentre.com

This report is digitally signed and does not required signature on subsequent pages

	TEST REPORT		 TC-7575
	IS 13252 (Part 1): 2010 + A1: 2013 + A2 : 2015 / IEC 60950-1: 2005 + A1:2009 + A2 : 2013		
	Report No.: SC23EPF14664_1	ULR:TC757523000002225F	
Dated: 29/09/2023	Discipline: Electronics	Group: IT Equipment	Page:41 of100

4.3.10	Dust, powders, liquids and gases	EL 2120-16	Equipment neither use nor produce them	N/A
4.3.11	Containers for liquids or gases	EL 2120-17	Liquids and gases are not used	N/A
4.3.12	Flammable liquids	EL 2120-18		N/A
4.3.13	Radiation			N/A
4.3.13.2	Ionizing radiation	EL 2120-19		N/A
4.3.13.3	Effect of ultraviolet (UV) radiation on materials	EL 2120-20		N/A
4.3.13.4	Human exposure to ultraviolet (UV) radiation	EL 2120-21		N/A
4.3.13.5	Lasers (including laser diodes) and LED's:			N/A
4.3.13.5.1	Lasers (including laser diodes) For laser see IEC 60825-1, respective part as applicable.	EL 2120-22		N/A
	Laser class			N/A
4.3.13.5.2	Light emitting diodes (LED's)	EL 2120-23		N/A
4.3.13.6	Other types*	EL 2120-24		N/A

*-Total number of Requirements to be observed / inspected =06

Total No of applicable Requirement =03

No of Requirements for which the sample passed =03

Total number of tests to be conducted =19

Total No of applicable Tests =03

No. of tests for which the sample passed =03

Certificate: It is certified that the above tests were performed and found to be passing/ ~~failing~~ in the requirement tested

.....
(Approving Authority)



TRF No. BIS_ SW/IS 13252_V1.0

SWASTIK ELECTRONICS TESTING CENTRE

Address:Plot No-16, Mainapur Industrial Area,Ghaziabad Uttar Pradesh 201003,Contact No.: +91 9311299492,9311299494

Email: info@swastiktestingcentre.com | Web: www.swastiktestingcentre.com

This report is digitally signed and does not required signature on subsequent pages

	TEST REPORT		 TC-7575
	IS 13252 (Part 1): 2010 + A1: 2013 + A2 : 2015 / IEC 60950-1: 2005 + A1:2009 + A2 : 2013		
	Report No.: SC23EPF14664_1	ULR:TC757523000002225F	
Dated: 29/09/2023	Discipline: Electronics	Group: IT Equipment	Page:42 of100

Tests relating to Mechanical Properties

EL 2121 - V1.0

Cl. No.	Test / Requirement name	Test Code	Test result/ observation	Verdict
4.4	Protection against hazardous moving parts	EL 2121-00	No hazardous moving part	N/A
4.4.1	General	EL 2121-01	See above Cl. No.4.4	N/A
4.4.2	Protection in operator access areas	EL 2121-02	See above Cl. No. 4.4	N/A
4.4.3	Protection in restricted access locations *	EL 2121-03	See above Cl. No. 4.4	N/A
4.4.4	Protection in service access areas*	EL 2121-04	See above Cl. No. 4.4	N/A
4.4.5	Protection against moving fan blades	EL 2121-05	See above Cl. No. 4.4	N/A
4.4.5.1	General*	EL 2121-06	See above Cl. No. 4.4	N/A
	Not considered likely to cause pain or injury. a).....:	EL 2121-07	See above Cl. No. 4.4	N/A
	Is considered likely to cause pain, not injury. b)	EL 2121-08	See above Cl. No. 4.4	N/A
	Considered likely to cause injury. c).....:	EL 2121-09	See above Cl. No. 4.4	N/A
4.4.5.2	Protection for users*	EL 2121-10	See above Cl. No. 4.4	N/A
	Use of symbol or warning*	EL 2121-11	See above Cl. No. 4.4	N/A
4.4.5.3	Protection for service persons*	EL 2121-12	See above Cl. No. 4.4	N/A
	Use of symbol or warning *	EL 2121-13	See above Cl. No. 4.4	N/A

*-Total number of Requirements to be observed / inspected =07
Total No of applicable Requirement =00
No of Requirements for which the sample passed =N/A

Total number of tests to be conducted =07
Total No of applicable Tests =00
No. of tests for which the sample passed =N/A

Certificate: It is certified that the above tests were performed and found to be passing/~~failing~~ in the requirement tested

.....
(Approving Authority)



TRF No. BIS_ SW/IS 13252_V1.0

SWASTIK ELECTRONICS TESTING CENTRE

Address:Plot No-16, Mainapur Industrial Area,Ghaziabad Uttar Pradesh 201003,Contact No.: +91 9311299492,9311299494

Email: info@swastiktestingcentre.com | Web: www.swastiktestingcentre.com

This report is digitally signed and does not required signature on subsequent pages

	TEST REPORT		 TC-7575
	IS 13252 (Part 1): 2010 + A1: 2013 + A2 : 2015 / IEC 60950-1: 2005 + A1:2009 + A2 : 2013		
	Report No.: SC23EPF14664_1	ULR:TC757523000002225F	
Dated: 29/09/2023	Discipline: Electronics	Group: IT Equipment	Page:43 of100

Tests relating to Thermal Properties

EL 2122 - V1.0

Cl. No.	Test / Requirement name	Test Code	Test result/ observation	Verdict
4.5	Thermal Requirements*	EL 2122-00	See below	P
4.5.1	General	EL 2122-01	See table 4.5	P
4.5.2	Temperature tests	EL 2122-02	See table 4.5	P
4.5.3	Temperature limits for materials*	EL 2122-03	See table 4.5	P
4.5.4	Touch temperature limits*	EL 2122-04	See table 4.5	P
4.5.5	Resistance to abnormal heat	EL 2122-05	No thermoplastic parts at hazardous voltages	N/A

*-Total number of Requirements to be observed / inspected =03

Total No of applicable Requirement =03

No of Requirements for which the sample passed =03

Total number of tests to be conducted =03

Total No of applicable Tests =02

No. of tests for which the sample passed =02

Certificate: It is certified that the above tests were performed and found to be passing/~~failing~~ in the requirement tested

.....
(Approving Authority)



TRF No. BIS_ SW/IS 13252_V1.0

SWASTIK ELECTRONICS TESTING CENTRE

Address:Plot No-16, Mainapur Industrial Area,Ghaziabad Uttar Pradesh 201003,Contact No.: +91 9311299492,9311299494

Email: info@swastiktestingcentre.com | Web: www.swastiktestingcentre.com

This report is digitally signed and does not required signature on subsequent pages

	TEST REPORT		 TC-7575
	IS 13252 (Part 1): 2010 + A1: 2013 + A2 : 2015 / IEC 60950-1: 2005 + A1:2009 + A2 : 2013		
	Report No.: SC23EPF14664_1	ULR:TC757523000002225F	
Dated: 29/09/2023	Discipline: Electronics	Group: IT Equipment	Page:44 of100

Tests relating to Mechanical Properties

EL 2123 - V1.0

Cl. No.	Test / Requirement name	Test Code	Test result/ observation	Verdict
4.6	Openings in enclosures*	EL 2123-00	See below	N/A
4.6.1	Top and side openings	EL 2123-01	No openings	N/A
	Dimensions (mm) :		See above Cl. No.4.6.1	N/A
4.6.2	Bottoms of fire enclosures :	EL 2123-02	No such opening	N/A
	Construction of the bottom, dimensions (mm) :		See above 4.6.2	N/A
4.6.3	Doors or covers in fire enclosures*	EL 2123-03	No such opening	N/A
4.6.4	Openings in transportable equipment	EL 2123-04	No such opening	N/A
4.6.4.1	Constructional design measures	EL 2123-05	See above Cl. No.4.6.4	N/A
	Dimensions (mm)		See above Cl. No.4.6.4	N/A
4.6.4.2	Evaluation measures for larger openings	EL 2123-06	See above Cl. No.4.6.4	N/A
4.6.4.3	Use of metallized parts	EL 2123-07	No metallized parts	N/A
4.6.5	Adhesives for constructional purposes: Compliance is checked by examination of the construction and of the available data. If such data is not available, compliance is checked by the following tests.	EL 2123-08	No adhesive used	N/A
	a)Temperature Conditioning at : 100 °C ± 2 °C for one week; or 90 °C ± 2 °C for three weeks; or 82 °C ± 2 °C for eight weeks.	EL 2123-09	See above Cl. No. 4.6.5	N/A
	After temperature conditioning b) Leave the sample between 20°C to 30°C for 1 hour	EL 2123-10	See above Cl. No. 4.6.5	N/A
	c) Place the sample at - 40°C±2°C for 4 hours	EL 2123-11	See above Cl. No. 4.6.5	N/A
	d) Remove and allow the sample to come to any convenient temperature between 20 °C and 30 °C for 8 h;	EL 2123-12	See above Cl. No. 4.6.5	N/A



TRF No. BIS_ SW/IS 13252_V1.0

SWASTIK ELECTRONICS TESTING CENTRE

Address:Plot No-16, Mainapur Industrial Area,Ghaziabad Uttar Pradesh 201003,Contact No.: +91 9311299492,9311299494

Email: info@swastiktestingcentre.com | Web: www.swastiktestingcentre.com

This report is digitally signed and does not required signature on subsequent pages

	TEST REPORT		 TC-7575
	IS 13252 (Part 1): 2010 + A1: 2013 + A2 : 2015 / IEC 60950-1: 2005 + A1:2009 + A2 : 2013		
	Report No.: SC23EPF14664_1	ULR:TC757523000002225F	
Dated: 29/09/2023	Discipline: Electronics	Group: IT Equipment	Page:45 of100

	e) Place the sample in a cabinet at 91 % to 95 % relative humidity for 72 h;	EL 2123-13	See above Cl. No. 4.6.5	N/A
	f) Remove the sample and leave it at any convenient temperature between 20 °C and 30 °C for 1 h;	EL 2123-14	See above Cl. No. 4.6.5	N/A
	g) Place the sample in an oven at the temperature used for the temperature conditioning for 4 h;	EL 2123-15	See above Cl. No. 4.6.5	N/A
	h) Remove the sample and allow it to reach any convenient temperature between 20 °C; and 30 °C for 8 h.	EL 2123-16	See above Cl. No. 4.6.5	N/A
	i) The sample is then immediately subjected to the tests of Cl.4.2 as applicable.	EL 2123-17	See above Cl. No. 4.6.5	N/A

*-Total number of Requirements to be observed / inspected =02
Total No of applicable Requirement =00
No of Requirements for which the sample passed =N/A

Total number of tests to be conducted =16
Total No of applicable Tests =00
No. of tests for which the sample passed =N/A

Certificate: It is certified that the above tests were performed and found to be passing/~~failing~~ in the requirement tested

.....
(Approving Authority)



TRF No. BIS_ SW/IS 13252_V1.0

SWASTIK ELECTRONICS TESTING CENTRE

Address:Plot No-16, Mainapur Industrial Area,Ghaziabad Uttar Pradesh 201003,Contact No.: +91 9311299492,9311299494

Email: info@swastiktestingcentre.com | Web: www.swastiktestingcentre.com

This report is digitally signed and does not required signature on subsequent pages

	TEST REPORT		 TC-7575
	IS 13252 (Part 1): 2010 + A1: 2013 + A2 : 2015 / IEC 60950-1: 2005 + A1:2009 + A2 : 2013		
	Report No.: SC23EPF14664_1	ULR:TC757523000002225F	
Dated: 29/09/2023	Discipline: Electronics	Group: IT Equipment	Page:46 of100

Tests relating to Fire Safety

EL 2124 - V1.0

Cl. No.	Test / Requirement name	Test Code	Test result/ observation	Verdict
4.7	Resistance to fire*	EL 2124-00		P
4.7.1	Reducing the risk of ignition and spread of flame		See below	P
	Method 1, selection and application of components wiring and materials OR	EL 2124-01	Method 1 used (See table 1.5.1)	P
	Method 2, application of all of simulated fault condition tests	EL 2124-02	Method 2 not used	N/A
4.7.2	Conditions for a fire enclosure*		Certified materials used (See table 1.5.1)	P
4.7.2.1	Parts requiring a fire enclosure*	EL 2124-03	Class III equipment powered by SELV only	P
4.7.2.2	Parts not requiring a fire enclosure	EL 2124-04	No such parts	N/A
4.7.3	Materials*	EL 2124-05	See below Cl. No.4.7.3.1 to 4.7.3.5	P
4.7.3.1	General*	EL 2124-06	Certified material used (See table 1.5.1)	P
	a)Class of material used*	EL 2124-07	Certified material used (See table 1.5.1)	P
	b) Where HB40 CLASS MATERIAL, HB75 CLASS MATERIAL or HBF CLASS FOAMED MATERIAL, is required,material passing the glow-wire test at 550 °C according to IEC 60695-2-11 is acceptable as analternative.	EL 2124-08	No such class of materials used	N/A
	c) Where it is not practical to protect components against overheating under fault conditions, the components shall be mounted on V-1 CLASS MATERIAL. Additionally, such components shall be separated from material of a class lower than V-1 CLASS MATERIAL by at least 13 mm of air, or by a solid barrier of V-1 CLASS MATERIAL.	EL 2124-09	Certified material used (See table 1.5.1)	P
4.7.3.2	Materials for fire enclosures		See below	P



TRF No. BIS_ SW/IS 13252_V1.0

SWASTIK ELECTRONICS TESTING CENTRE

Address:Plot No-16, Mainapur Industrial Area,Ghaziabad Uttar Pradesh 201003,Contact No.: +91 9311299492,9311299494

Email: info@swastiktestingcentre.com | Web: www.swastiktestingcentre.com

This report is digitally signed and does not required signature on subsequent pages

	TEST REPORT		 TC-7575
	IS 13252 (Part 1): 2010 + A1: 2013 + A2 : 2015 / IEC 60950-1: 2005 + A1:2009 + A2 : 2013		
	Report No.: SC23EPF14664_1	ULR:TC757523000002225F	
Dated: 29/09/2023	Discipline: Electronics	Group: IT Equipment	Page:47 of100

a) For MOVABLE EQUIPMENT having a total mass not exceeding 18 kg, the material of a FIRE ENCLOSURE, in the thinnest significant wall thickness used, shall be of V-1 CLASS MATERIAL or shall pass the test of Clause A.2.	EL 2124-10	Certified material used (See table 1.5.1)	P
b) For MOVABLE EQUIPMENT having a total mass exceeding 18 kg and for all STATIONARY EQUIPMENT, the material of a FIRE ENCLOSURE, in the thinnest significant wall thickness used, shall be of 5VB CLASS MATERIAL or shall pass the test of Clause A.1.	EL 2124-11	No such Equipment	N/A
c) Materials for components that fill an opening in a FIRE ENCLOSURE, and that are intended to be mounted in this opening shall : be of V-1 CLASS MATERIAL; or pass the tests of Clause A.2; or comply with the flammability requirements of the relevant IEC component standard	EL 2124-12	No such openings	N/A
d) Plastic materials of a FIRE ENCLOSURE shall be located more than 13 mm through air from arcing parts such as unenclosed commutators and unenclosed switch contacts.	EL 2124-13	No such construction	N/A



TRF No. BIS_ SW/IS 13252_V1.0

SWASTIK ELECTRONICS TESTING CENTRE

Address:Plot No-16, Mainapur Industrial Area,Ghaziabad Uttar Pradesh 201003,Contact No.: +91 9311299492,9311299494

Email: info@swastiktestingcentre.com | Web: www.swastiktestingcentre.com

This report is digitally signed and does not required signature on subsequent pages

	TEST REPORT		 TC-7575
	IS 13252 (Part 1): 2010 + A1: 2013 + A2 : 2015 / IEC 60950-1: 2005 + A1:2009 + A2 : 2013		
	Report No.: SC23EPF14664_1	ULR:TC757523000002225F	
Dated: 29/09/2023	Discipline: Electronics	Group: IT Equipment	Page:48 of100

	e)Plastic materials of a FIRE ENCLOSURE located less than 13mm through air from non-arcing parts which, under any condition of normal or abnormal operation,could attain a temperature sufficient to ignite the material, shall be capable of passing the test of IEC 60695-2-20. The average time to ignition of the samples shall be not less than 15sec. If the sample melts through without igniting, the time at which this occurs is not considered to be the time to ignition.	EL 2124-14	See above	N/A
4.7.3.3	Materials for components and other parts outside fire enclosures *		No Materials for components and other parts outside fire enclosures	N/A
	a) Materials shall be of : – HB75 CLASS MATERIAL if the thinnest significant thickness of this material is < 3 mm, or – HB40 CLASS MATERIAL if the thinnest significant thickness of this material is ≥ 3 mm, or – HBF CLASS FOAMED MATERIAL.*	EL 2124-15	See above Cl. No. 4.7.3.3	N/A



TRF No. BIS_ SW/IS 13252_V1.0

SWASTIK ELECTRONICS TESTING CENTRE

Address:Plot No-16, Mainapur Industrial Area,Ghaziabad Uttar Pradesh 201003,Contact No.: +91 9311299492,9311299494

Email: info@swastiktestingcentre.com | Web: www.swastiktestingcentre.com

This report is digitally signed and does not required signature on subsequent pages

	TEST REPORT		 TC-7575
	IS 13252 (Part 1): 2010 + A1: 2013 + A2 : 2015 / IEC 60950-1: 2005 + A1:2009 + A2 : 2013		
	Report No.: SC23EPF14664_1	ULR:TC757523000002225F	
Dated: 29/09/2023	Discipline: Electronics	Group: IT Equipment	Page:49 of100

	b) Connectors shall comply with one of the following: – be made of V-2 CLASS MATERIAL; or – pass the tests of Clause A.2; or – comply with the flammability requirements of the relevant IEC component standard; or – be mounted on V-1 CLASS MATERIAL and be of a small size; or – be located in a SECONDARY CIRCUIT supplied by a power source that is limited to a maximum of 15 VA (see 1.4.11) under normal operating conditions and after a single fault in the equipment (see 1.4.14).	EL 2124-16	See above Cl. No. 4.7.3.3	N/A
4.7.3.4	Materials for components and other parts inside fire enclosures		See below	P
	a) Inside FIRE ENCLOSURES, materials for components and other parts shall comply with one of the following: – be of V-2 CLASS MATERIAL or HF-2 CLASS FOAMED MATERIAL; or – pass the flammability test described in Clause A.2; or – meet the flammability requirements of a relevant IEC component standard that includes such requirements.	EL 2124-17	Certified material used (See table 1.5.1)	P
	Requirements for voltage dependent resistors (VDR's) are in Annex Q.*	EL 2124-18	No VDR used	N/A
4.7.3.5	Materials for air filter assemblies : Air filter assemblies shall be constructed of V-2 CLASS MATERIAL, or HF-2 CLASS FOAMED MATERIAL.	EL 2124-19	Air filter assemblies not used	N/A



TRF No. BIS_ SW/IS 13252_V1.0

SWASTIK ELECTRONICS TESTING CENTRE

Address: Plot No-16, Mainapur Industrial Area, Ghaziabad Uttar Pradesh 201003, Contact No.: +91 9311299492, 9311299494

Email: info@swastiktestingcentre.com | Web: www.swastiktestingcentre.com

This report is digitally signed and does not required signature on subsequent pages

	TEST REPORT		 TC-7575
	IS 13252 (Part 1): 2010 + A1: 2013 + A2 : 2015 / IEC 60950-1: 2005 + A1:2009 + A2 : 2013		
	Report No.: SC23EPF14664_1	ULR:TC757523000002225F	
Dated: 29/09/2023	Discipline: Electronics	Group: IT Equipment	Page:50 of100

4.7.3.6	Materials used in high-voltage components		No such components used	N/A
	a) High-voltage components operating at peak-to-peak voltages exceeding 4 kV shall either be of V-2 CLASS MATERIAL, or HF-2 CLASS FOAMED MATERIAL, or comply with 14.4 of IEC 60065 or pass the needle flame test according to IEC 60695-11-5.	EL 2124-20	See above Cl. No.4.7.3.6	N/A
	b) Compliance is checked by inspection of the equipment and material data sheets and, if necessary, by – the tests for V-2 CLASS MATERIAL or HF-2 CLASS FOAMED MATERIAL; or – the test described in 14.4 of IEC 60065; or – the needle flame test according to IEC 60695-11-5.	EL 2124-21	See above Cl. No.4.7.3.6	N/A
	c) In addition to above, the following details apply, referring to clauses of IEC 60695-11-5: Clause 7 - Severities	EL 2124-22	See above Cl. No.4.7.3.6	N/A
	Clause 8 - Conditioning	EL 2124-23	See above Cl. No.4.7.3.6	N/A
	Clause 11 - Evaluation of test results	EL 2124-24	See above Cl. No.4.7.3.6	N/A

*-Total number of Requirements to be observed / inspected =07
Total No of applicable Requirement =05
No of Requirements for which the sample passed =05

Total number of tests to be conducted =18
Total No of applicable Tests =04
No. of tests for which the sample passed =04

Certificate: It is certified that the above tests were performed and found to be passing/~~failing~~ in the requirement tested

.....
(Approving Authority)



TRF No. BIS_ SW/IS 13252_V1.0

SWASTIK ELECTRONICS TESTING CENTRE

Address:Plot No-16, Mainapur Industrial Area,Ghaziabad Uttar Pradesh 201003,Contact No.: +91 9311299492,9311299494

Email: info@swastiktestingcentre.com | Web: www.swastiktestingcentre.com

This report is digitally signed and does not required signature on subsequent pages

	TEST REPORT		 TC-7575
	IS 13252 (Part 1): 2010 + A1: 2013 + A2 : 2015 / IEC 60950-1: 2005 + A1:2009 + A2 : 2013		
	Report No.: SC23EPF14664_1	ULR:TC757523000002225F	
Dated: 29/09/2023	Discipline: Electronics	Group: IT Equipment	Page:51 of100

Tests relating to Insulating Properties

EL 2125 - V1.0

Cl. No.	Test / Requirement name	Test Code	Test result/ observation	Verdict
5.0	ELECTRICAL REQUIREMENTS AND SIMULATED ABNORMAL CONDITIONS*	EL 2125-00		P
5.1	Touch current and protective conductor current*	EL 2125-01	Class III equipment	N/A
5.1.2	Configuration of equipment under test (EUT)*	EL 2125-02	See above Cl. No. 5.1	N/A
5.1.2.1	Single connection to an a.c. mains supply*	EL 2125-03	See above Cl. No. 5.1	N/A
5.1.2.2	Redundant multiple connections to an a.c. mains supply*	EL 2125-04	See above Cl. No. 5.1	N/A
5.1.2.3	Simultaneous multiple connections to an a.c. mains supply	EL 2125-05	See above Cl. No. 5.1	N/A
5.1.3	Test circuit	EL 2125-06	See above Cl. No. 5.1	N/A
5.1.4	Application of measuring instrument	EL 2125-07	See above Cl. No. 5.1	N/A
5.1.5	Test procedure	EL 2125-08	See above Cl. No. 5.1	N/A
5.1.6	Test measurements		See above Cl. No. 5.1	N/A
	a) r.m.s value of voltage, U ₂ measured using the instrument as per Fig. D.1 or r.m.s value of current measured using the instrument as per Fig. D.2 Alternatively, peak value of voltage, U ₂ , is measured using the measuring instrument described in Clause D.1	EL 2125-09	See above Cl. No. 5.1	N/A
	b) Measured touch current (mA):	EL 2125-10	See above Cl. No. 5.1	N/A
	c) Calculated value of TOUCH CURRENT (mA) = U ₂ / 500	EL 2125-11	See above Cl. No. 5.1	N/A
	d) Measured protective conductor current(mA)	EL 2125-12	See above Cl. No. 5.1	N/A
	e) Max. protective conductor current =5% of Input current	EL 2125-13	See above Cl. No. 5.1	N/A
5.1.7	Equipment with touch current exceeding 3.5 mA	EL 2125-14	See above Cl. No. 5.1	N/A



TRF No. BIS_ SW/IS 13252_V1.0

SWASTIK ELECTRONICS TESTING CENTRE

Address:Plot No-16, Mainapur Industrial Area,Ghaziabad Uttar Pradesh 201003,Contact No.: +91 9311299492,9311299494

Email: info@swastiktestingcentre.com | Web: www.swastiktestingcentre.com

This report is digitally signed and does not required signature on subsequent pages

	TEST REPORT		 TC-7575
	IS 13252 (Part 1): 2010 + A1: 2013 + A2 : 2015 / IEC 60950-1: 2005 + A1:2009 + A2 : 2013		
	Report No.: SC23EPF14664_1	ULR:TC757523000002225F	
Dated: 29/09/2023	Discipline: Electronics	Group: IT Equipment	Page:52 of 100

5.1.7.1	General	EL 2125-15	See above Cl. No. 5.1	N/A
5.1.7.2	Simultaneous multiple connections to the supply	EL 2125-16	See above Cl. No. 5.1	N/A
5.1.8	Touch currents to telecommunication networks and cable distribution systems and from telecommunication networks	EL 2125-17	See above Cl. No. 5.1	N/A
5.1.8.1	Limitation of the touch current to a telecommunication network or to a cable distribution system	EL 2125-18	See above Cl. No. 5.1	N/A
	Supply voltage (V)		See above Cl. No. 5.1	N/A
	Measured touch current (mA)		See above Cl. No. 5.1	N/A
	Max. allowed touch current (mA)		See above Cl. No. 5.1	N/A
5.1.8.2	Summation of touch currents from telecommunication networks	EL 2125-19	See above Cl. No. 5.1	N/A
	a) EUT with earthed telecommunication ports :		See above Cl. No. 5.1	N/A
	b) EUT whose telecommunication ports have no reference to protective earth		See above Cl. No. 5.1	N/A

*-Total number of Requirements to be observed / inspected =05

Total No of applicable Requirement =01

No of Requirements for which the sample passed =01

Total number of tests to be conducted =15

Total No of applicable Tests =00

No. of tests for which the sample passed =N/A

Certificate: It is certified that the above tests were performed and found to be passing/~~failing~~ in the requirement tested

.....
(Approving Authority)



TRF No. BIS_ SW/IS 13252_V1.0

SWASTIK ELECTRONICS TESTING CENTRE

Address:Plot No-16, Mainapur Industrial Area,Ghaziabad Uttar Pradesh 201003,Contact No.: +91 9311299492,9311299494

Email: info@swastiktestingcentre.com | Web: www.swastiktestingcentre.com

This report is digitally signed and does not required signature on subsequent pages

	TEST REPORT		 TC-7575
	IS 13252 (Part 1): 2010 + A1: 2013 + A2 : 2015 / IEC 60950-1: 2005 + A1:2009 + A2 : 2013		
	Report No.: SC23EPF14664_1	ULR:TC757523000002225F	
Dated: 29/09/2023	Discipline: Electronics	Group: IT Equipment	Page:53 of100

Tests relating to Insulating Properties

EL 2126 - V1.0

Cl. No.	Test / Requirement name	Test Code	Test result/ observation	Verdict
5.2	Electric strength*	EL 2126-00	Class III equipment	N/A
5.2.1	General*	EL 2126-01	See above Cl. No. 5.2	N/A
5.2.2	Test procedure		See above Cl. No. 5.2	N/A
	a) The test voltages for electric strength for the appropriate grade of insulation [FUNCTIONAL INSULATION if required by 5.3.4 b), BASIC INSULATION, SUPPLEMENTARY INSULATION or REINFORCED INSULATION] are as specified in either: – Table 5B using the PEAK WORKING VOLTAGE (U), as determined in 2.10.2; or – Table 5C using the REQUIRED WITHSTAND VOLTAGE, as determined in G.4.	EL 2126-02	See above Cl. No. 5.2	N/A

*-Total number of Requirements to be observed / inspected =02
Total No of applicable Requirement = 00
No of Requirements for which the sample passed = N/A

Total number of tests to be conducted =01
Total No of applicable Tests = 00
No. of tests for which the sample passed = N/A

Certificate: It is certified that the above tests were performed and found to be passing/~~failing~~ in the requirement tested

.....
(Approving Authority)



TRF No. BIS_ SW/IS 13252_V1.0

SWASTIK ELECTRONICS TESTING CENTRE

Address:Plot No-16, Mainapur Industrial Area,Ghaziabad Uttar Pradesh 201003,Contact No.: +91 9311299492,9311299494

Email: info@swastiktestingcentre.com | Web: www.swastiktestingcentre.com

This report is digitally signed and does not required signature on subsequent pages

	TEST REPORT		 TC-7575
	IS 13252 (Part 1): 2010 + A1: 2013 + A2 : 2015 / IEC 60950-1: 2005 + A1:2009 + A2 : 2013		
	Report No.: SC23EPF14664_1	ULR:TC757523000002225F	
Dated: 29/09/2023	Discipline: Electronics	Group: IT Equipment	Page:54 of100

Tests relating to Insulating Properties

EL 2127 - V1.0

Cl. No.	Test / Requirement name	Test Code	Test result/ observation	Verdict
5.3	Abnormal operating and fault conditions	EL 2127-00	See below	P
5.3.1	Protection against overload and abnormal operation	EL 2127-01	Complies	P
5.3.2	Motors	EL 2127-02	No Motor Used	N/A
5.3.3	Transformers	EL 2127-03	No transformer used	N/A
5.3.4	Functional insulation:	EL 2127-04	Functional insulation complies with the requirement of Cl. No.5.3.4c)	P
5.3.5	Electromechanical components	EL 2127-05	No such components	NA
5.3.6	Audio amplifiers in ITE :	EL 2127-06	No such audio amplifiers used	N/A
5.3.7	Simulation of faults	EL 2127-07	See table 5.3	P
5.3.8	Unattended equipment	EL 2127-08	Not unattended equipment	N/A
5.3.9	Compliance criteria for abnormal operating and fault conditions*		See table 5.3	P
5.3.9.1	During the tests	EL 2127-09	No fire occurred, no molten metal emitted and no distortion of enclosure	P
5.3.9.2	After the tests	EL 2127-10	No test required	N/A

*-Total number of Requirements to be observed / inspected =00
Total No of applicable Requirement =00
No of Requirements for which the sample passed =N/A

Total number of tests to be conducted =11
Total No of applicable Tests =05
No. of tests for which the sample passed =05

Certificate: It is certified that the above tests were performed and found to be passing/~~failing~~ in the requirement tested

.....
(Approving Authority)



TRF No. BIS_ SW/IS 13252_V1.0

SWASTIK ELECTRONICS TESTING CENTRE

Address:Plot No-16, Mainapur Industrial Area,Ghaziabad Uttar Pradesh 201003,Contact No.: +91 9311299492,9311299494

Email: info@swastiktestingcentre.com | Web: www.swastiktestingcentre.com

This report is digitally signed and does not required signature on subsequent pages

	TEST REPORT		 TC-7575
	IS 13252 (Part 1): 2010 + A1: 2013 + A2 : 2015 / IEC 60950-1: 2005 + A1:2009 + A2 : 2013		
	Report No.: SC23EPF14664_1	ULR:TC757523000002225F	
Dated: 29/09/2023	Discipline: Electronics	Group: IT Equipment	Page:55 of100

Tests relating to Communicating Connection

EL 2128 - V1.0

Cl. No.	Test / Requirement name	Test Code	Test result/ observation	Verdict
6.1	Protection of telecommunication network service persons, and users of other equipment connected to the network, from hazards in the equipment	EL 2128-00	Equipment is not for connection to telecommunication network	N/A
6.1.1	Protection from hazardous voltages	EL 2128-01	See above Cl. No.6.1	N/A
6.1.2	Separation of the telecommunication network from earth*		See above Cl. No.6.1	N/A
6.1.2.1	<p>Requirements:</p> <ul style="list-style-type: none"> - Surge suppressors that bridge the insulation shall have a minimum rated operating voltage U_{op} of $U_{op}=U_{peak} + \Delta U_{sp} + \Delta U_{sa}$ <p>Where U_{peak} is 360V or 180V</p> <p>ΔU_{sp} is the maximum increase of the rated operating voltage due to variations in component production (If not specified by the manufacturer, shall be taken as 10% of the rated operating voltage of the component)</p> <p>ΔU_{sa} is the maximum increase of the rated operating voltage due to the component ageing over the expected life of the equipment (If not specified by the manufacturer, shall be taken as 10% of the rated operating voltage of the component)</p> <ul style="list-style-type: none"> - Insulation is subjected to electric strength test according to 5.2.2. The a.c test voltage is 1.5kV or 1.0kV - Components bridging the insulation that are left in place during electric strength testing shall not be damaged. There shall be no breakdown of insulation during electric strength testing. 	EL 2128-02	See above Cl. No.6.1	N/A
6.1.2.2	Exclusions	EL 2128-03	See above Cl. No.6.1	N/A



TRF No. BIS_ SW/IS 13252_V1.0

SWASTIK ELECTRONICS TESTING CENTRE

Address: Plot No-16, Mainapur Industrial Area, Ghaziabad Uttar Pradesh 201003, Contact No.: +91 9311299492, 9311299494

Email: info@swastiktestingcentre.com | Web: www.swastiktestingcentre.com

This report is digitally signed and does not required signature on subsequent pages

	TEST REPORT		 TC-7575
	IS 13252 (Part 1): 2010 + A1: 2013 + A2 : 2015 / IEC 60950-1: 2005 + A1:2009 + A2 : 2013		
	Report No.: SC23EPF14664_1	ULR:TC757523000002225F	
Dated: 29/09/2023	Discipline: Electronics	Group: IT Equipment	Page:56 of100

*-Total number of Requirements to be observed / inspected =00
Total No of applicable Requirement =00
No of Requirements for which the sample passed =N/A

Total number of tests to be conducted =04
Total No of applicable Tests =00
No. of tests for which the sample passed =N/A

Certificate: It is certified that the above tests were performed and found to be passing/~~failing~~ in the requirement tested

.....
(Approving Authority)



TRF No. BIS_ SW/IS 13252_V1.0

SWASTIK ELECTRONICS TESTING CENTRE

Address:Plot No-16, Mainapur Industrial Area,Ghaziabad Uttar Pradesh 201003,Contact No.: +91 9311299492,9311299494

Email: info@swastiktestingcentre.com | Web: www.swastiktestingcentre.com

This report is digitally signed and does not required signature on subsequent pages

	TEST REPORT		 TC-7575
	IS 13252 (Part 1): 2010 + A1: 2013 + A2 : 2015 / IEC 60950-1: 2005 + A1:2009 + A2 : 2013		
	Report No.: SC23EPF14664_1	ULR:TC757523000002225F	
Dated: 29/09/2023	Discipline: Electronics	Group: IT Equipment	Page:57 of100

Tests relating to Communicating Connection

EL 2129 - V1.0

Cl. No.	Test / Requirement name	Test Code	Test result/ observation	Verdict
6.2	Protection of equipment users from overvoltages on telecommunication networks*	EL 2129-00	Equipment is not for connection to telecommunication network	N/A
6.2.1	Separation requirements	EL 2129-01	See above Cl. No.6.2	N/A
6.2.2	Electric strength test procedure	EL 2129-02	See above Cl. No.6.2	N/A
6.2.2.1	Impulse test	EL 2129-03	See above Cl. No.6.2	N/A
6.2.2.2	Steady-state test	EL 2129-04	See above Cl. No.6.2	N/A
6.2.2.3	Compliance criteria	EL 2129-05	See above Cl. No.6.2	N/A

*-Total number of Requirements to be observed / inspected =01
Total No of applicable Requirement =00
No of Requirements for which the sample passed =N/A

Total number of tests to be conducted =05
Total No of applicable Tests =00
No. of tests for which the sample passed =N/A

Certificate: It is certified that the above tests were performed and found to be passing/~~failing~~ in the requirement tested

.....
(Approving Authority)



TRF No. BIS_ SW/IS 13252_V1.0

SWASTIK ELECTRONICS TESTING CENTRE

Address:Plot No-16, Mainapur Industrial Area,Ghaziabad Uttar Pradesh 201003,Contact No.: +91 9311299492,9311299494

Email: info@swastiktestingcentre.com | Web: www.swastiktestingcentre.com

This report is digitally signed and does not required signature on subsequent pages

	TEST REPORT		 TC-7575
	IS 13252 (Part 1): 2010 + A1: 2013 + A2 : 2015 / IEC 60950-1: 2005 + A1:2009 + A2 : 2013		
	Report No.: SC23EPF14664_1	ULR:TC757523000002225F	
Dated: 29/09/2023	Discipline: Electronics	Group: IT Equipment	Page:58 of 100

Tests relating to Communicating Connection

EL 2130 - V1.0

Cl. No.	Test / Requirement name	Test Code	Test result/ observation	Verdict
6.3	Protection of the telecommunication wiring system from overheating	EL 2130-00	Equipment is not for connection to telecommunication wiring system	N/A
	a)If current limiting is due to the inherent impedance of the power source, the output current into any resistive load, including a short-circuit, is measured. The current limit shall not be exceeded after 60 s of test. Max. output current (A) :	EL 2130-01	See above Cl. No.6.3	N/A
	b) If current limiting is provided by an overcurrent protective device having a specified time/current characteristic: – the time/current characteristic shall show that a current equal to 110 % of the current limit will be interrupted within 60 min; and	EL 2130-02	See above Cl. No.6.3	N/A
	c) the output current into any resistive load, including a short-circuit, with the overcurrent protective device bypassed, measured after 60 s of test, shall not exceed $1000/U$, where U is the output voltage measured in accordance with 1.4.5 with all load circuits disconnected.	EL 2130-03	See above Cl. No.6.3	N/A



TRF No. BIS_ SW/IS 13252_V1.0

SWASTIK ELECTRONICS TESTING CENTRE

Address:Plot No-16, Mainapur Industrial Area,Ghaziabad Uttar Pradesh 201003,Contact No.: +91 9311299492,9311299494

Email: info@swastiktestingcentre.com | Web: www.swastiktestingcentre.com

This report is digitally signed and does not required signature on subsequent pages

	TEST REPORT		 TC-7575
	IS 13252 (Part 1): 2010 + A1: 2013 + A2 : 2015 / IEC 60950-1: 2005 + A1:2009 + A2 : 2013		
	Report No.: SC23EPF14664_1	ULR:TC757523000002225F	
Dated: 29/09/2023	Discipline: Electronics	Group: IT Equipment	Page:59 of100

d) If current limiting is provided by an overcurrent protective device that does not have a specified time/current characteristic: – the output current into any resistive load, including a short-circuit, shall not exceed the current limit after 60 s of test; and – the output current into any resistive load, including a short-circuit, with the overcurrent protective device bypassed, measured after 60 s of test, shall not exceed 1 000/U, where U is the output voltage measured in accordance with 1.4.5 with all load circuits disconnected.	EL 2130-04	See above Cl. No.6.3	N/A
--	------------	----------------------	-----

*-Total number of Requirements to be observed / inspected =00
Total No of applicable Requirement =00
No of Requirements for which the sample passed =N/A

Total number of tests to be conducted =05
Total No of applicable Tests =00
No. of tests for which the sample passed =N/A

Certificate: It is certified that the above tests were performed and found to be passing/~~failing~~ in the requirement tested

.....
(Approving Authority)



TRF No. BIS_ SW/IS 13252_V1.0

SWASTIK ELECTRONICS TESTING CENTRE

Address:Plot No-16, Mainapur Industrial Area,Ghaziabad Uttar Pradesh 201003,Contact No.: +91 9311299492,9311299494

Email: info@swastiktestingcentre.com | Web: www.swastiktestingcentre.com

This report is digitally signed and does not required signature on subsequent pages

	TEST REPORT		 TC-7575
	IS 13252 (Part 1): 2010 + A1: 2013 + A2 : 2015 / IEC 60950-1: 2005 + A1:2009 + A2 : 2013		
	Report No.: SC23EPF14664_1	ULR:TC757523000002225F	
Dated: 29/09/2023	Discipline: Electronics	Group: IT Equipment	Page:60 of100

Tests relating to Connection to cable distribution system

EL 2131 - V1.0

Cl. No.	Test / Requirement name	Test Code	Test result/ observation	Verdict
7	Connection to cable distribution systems*	EL 2131-00	Equipment is not for connection to cable distribution system	N/A
7.1	General requirements*	EL 2131-01	See above Cl. No.7	N/A
7.2	Protection of cable distribution system service persons, and users of other equipment connected to the system, from hazardous voltages in the equipment	EL 2131-02	See above Cl. No. 7	N/A
7.3	Protection of equipment users from overvoltages on the cable distribution system	EL 2131-03	See above Cl. No. 7	N/A
7.4	Insulation between primary circuits and cable distribution systems	EL 2131-04	See above Cl. No. 7	N/A
7.4.1	General	EL 2131-05	See above Cl. No. 7	N/A
7.4.2	Voltage surge test	EL 2131-06	See above Cl. No. 7	N/A
7.4.3	Impulse test	EL 2131-07	See above Cl. No. 7	N/A

*-Total number of Requirements to be observed / inspected =02
Total No of applicable Requirement =00
No of Requirements for which the sample passed =N/A

Total number of tests to be conducted =06
Total No of applicable Tests =00
No. of tests for which the sample passed =N/A

Certificate: It is certified that the above tests were performed and found to be passing/~~failing~~ in the requirement tested

.....
(Approving Authority)



TRF No. BIS_ SW/IS 13252_V1.0

SWASTIK ELECTRONICS TESTING CENTRE

Address:Plot No-16, Mainapur Industrial Area,Ghaziabad Uttar Pradesh 201003,Contact No.: +91 9311299492,9311299494

Email: info@swastiktestingcentre.com | Web: www.swastiktestingcentre.com

This report is digitally signed and does not required signature on subsequent pages

	TEST REPORT		 TC-7575
	IS 13252 (Part 1): 2010 + A1: 2013 + A2 : 2015 / IEC 60950-1: 2005 + A1:2009 + A2 : 2013		
	Report No.: SC23EPF14664_1	ULR:TC757523000002225F	
Dated: 29/09/2023	Discipline: Electronics	Group: IT Equipment	Page:61 of100

Tests relating to Fire Safety

EL 2132 - V1.0

Cl. No.	Test / Requirement name	Test Code	Test result/ observation	Verdict
A	ANNEX A, TESTS FOR RESISTANCE TO HEAT AND FIRE	EL 2132-00	See below	P
A.1	Flammability test for fire enclosures of movable equipment having a total mass exceeding 18 kg, and of stationary equipment (see 4.7.3.2)	EL 2132-01	Mass <18Kg	N/A
A.1.1	Samples:	EL 2132-02	See above Cl. No.A.1	N/A
	Wall thickness (mm):		See above Cl. No. A.1	N/A
A.1.2	Conditioning of samples; temperature (°C) :	EL 2132-03	See above Cl. No. A.1	N/A
A.1.3	Mounting of samples :	EL 2132-04	See above Cl. No. A.1	N/A
A.1.4	Test flame (see IEC 60695-11-3)	EL 2132-05	See above Cl. No. A.1	N/A
	Flame A, B, C or D :		See above Cl. No. A.1	N/A
A.1.5	Test procedure	EL 2132-06	See above Cl. No. A.1	N/A
A.1.6	Compliance criteria	EL 2132-07	See above Cl. No. A.1	N/A
	Sample 1 burning time (s):		See above Cl. No. A.1	N/A
	Sample 2 burning time (s):		See above Cl. No. A.1	N/A
	Sample 3 burning time (s):		See above Cl. No. A.1	N/A
A.2	Flammability test for fire enclosures of movable equipment having a total mass not exceeding 18 kg, and for material and components located inside fire enclosures (see 4.7.3.2 and 4.7.3.4)	EL 2132-08	Certified material used (See table 1.5.1)	P
A.2.1	Samples, material:	EL 2132-09	See above Cl. No.A.2	N/A
	Wall thickness (mm):		See above Cl. No. A.2	N/A
A.2.2	Conditioning of samples; temperature (°C) :	EL 2132-10	See above Cl. No. A.2	N/A
A.2.3	Mounting of samples :	EL 2132-11	See above Cl. No. A.2	N/A
A.2.4	Test flame (see IEC 60695-11-4)	EL 2132-12	See above Cl. No. A.2	N/A



TRF No. BIS_ SW/IS 13252_V1.0

SWASTIK ELECTRONICS TESTING CENTRE

Address:Plot No-16, Mainapur Industrial Area,Ghaziabad Uttar Pradesh 201003,Contact No.: +91 9311299492,9311299494

Email: info@swastiktestingcentre.com | Web: www.swastiktestingcentre.com

This report is digitally signed and does not required signature on subsequent pages

	TEST REPORT		 TC-7575
	IS 13252 (Part 1): 2010 + A1: 2013 + A2 : 2015 / IEC 60950-1: 2005 + A1:2009 + A2 : 2013		
	Report No.: SC23EPF14664_1	ULR:TC757523000002225F	
Dated: 29/09/2023	Discipline: Electronics	Group: IT Equipment	Page:62 of 100

	Flame A, B or C :		See above Cl. No. A.2	N/A
A.2.5	Test procedure	EL 2132-13	See above Cl. No. A.2	N/A
A.2.6	Compliance criteria	EL 2132-14	See above Cl. No. A.2	N/A
	Sample 1 burning time (s):		See above Cl. No. A.2	N/A
	Sample 2 burning time (s):		See above Cl. No. A.2	N/A
	Sample 3 burning time (s):		See above Cl. No. A.2	N/A
A.2.7	Alternative test acc. to IEC 60695-11-5, cl. 5 and 9	EL 2132-15	See above Cl. No. A.2	N/A
	Sample 1 burning time (s):		See above Cl. No. A.2	N/A
	Sample 2 burning time (s):		See above Cl. No. A.2	N/A
	Sample 3 burning time (s):		See above Cl. No. A.2	N/A
A.3	Hot flaming oil test (see 4.6.2)	EL 2132-16		N/A
A.3.1	Mounting of samples	EL 2132-17		N/A
A.3.2	Test procedure	EL 2132-18		N/A
A.3.3	Compliance criterion	EL 2132-19		N/A

*-Total number of Requirements to be observed / inspected =00
Total No of applicable Requirement =00
No of Requirements for which the sample passed =N/A

Total number of tests to be conducted =20
Total No of applicable Tests =02
No. of tests for which the sample passed =02

Certificate: It is certified that the above tests were performed and found to be passing/~~failing~~ in the requirement tested

.....
(Approving Authority)



TRF No. BIS_ SW/IS 13252_V1.0

SWASTIK ELECTRONICS TESTING CENTRE

Address:Plot No-16, Mainapur Industrial Area,Ghaziabad Uttar Pradesh 201003,Contact No.: +91 9311299492,9311299494

Email: info@swastiktestingcentre.com | Web: www.swastiktestingcentre.com

This report is digitally signed and does not required signature on subsequent pages

	TEST REPORT		 TC-7575
	IS 13252 (Part 1): 2010 + A1: 2013 + A2 : 2015 / IEC 60950-1: 2005 + A1:2009 + A2 : 2013		
	Report No.: SC23EPF14664_1	ULR:TC757523000002225F	
Dated: 29/09/2023	Discipline: Electronics	Group: IT Equipment	Page:63 of100

Tests relating to Insulating Properties

EL 2133 - V1.0

Cl. No.	Test / Requirement name	Test Code	Test result/ observation	Verdict
B	ANNEX B, MOTOR TESTS UNDER ABNORMAL CONDITIONS(see 4.7.2.2 and 5.3.2)	EL 2133-00	No such Motor used	N/A
B.1	General requirements	EL 2133-01	See above Cl. No. B	N/A
	Position :		See above Cl. No. B	N/A
	Manufacturer :		See above Cl. No. B	N/A
	Type :		See above Cl. No. B	N/A
	Rated values :		See above Cl. No. B	N/A
B.2	Test conditions	EL 2133-02	See above Cl. No. B	N/A
B.3	Maximum temperatures	EL 2133-03	See above Cl. No. B	N/A
B.4	Running overload test	EL 2133-04	See above Cl. No. B	N/A
B.5	Locked-rotor overload test	EL 2133-05	See above Cl. No. B	N/A
	Test duration (days):		See above Cl. No. B	N/A
	Electric strength test: test voltage (V) :		See above Cl. No. B	N/A
B.6	Running overload test for d.c. motors in secondary circuits	EL 2133-06	See above Cl. No. B	N/A
B.6.1	General	EL 2133-07	See above Cl. No. B	N/A
B.6.2	Test procedure	EL 2133-08	See above Cl. No. B	N/A
B.6.3	Alternative test procedure	EL 2133-09	See above Cl. No. B	N/A
B.6.4	Electric strength test; test voltage (V):	EL 2133-10	See above Cl. No. B	N/A
B.7	Locked-rotor overload test for d.c. motors in secondary circuits	EL 2133-11	See above Cl. No. B	N/A
B.7.1	General	EL 2133-12	See above Cl. No. B	N/A
B.7.2	Test procedure	EL 2133-13	See above Cl. No. B	N/A
B.7.3	Alternative test procedure	EL 2133-14	See above Cl. No. B	N/A
B.7.4	Electric strength test; test voltage (V) :	EL 2133-15	See above Cl. No. B	N/A
B.8	Test for motors with capacitors	EL 2133-16	See above Cl. No. B	N/A
B.9	Test for three-phase motors	EL 2133-17	See above Cl. No. B	N/A



TRF No. BIS_ SW/IS 13252_V1.0

SWASTIK ELECTRONICS TESTING CENTRE

Address:Plot No-16, Mainapur Industrial Area,Ghaziabad Uttar Pradesh 201003,Contact No.: +91 9311299492,9311299494

Email: info@swastiktestingcentre.com | Web: www.swastiktestingcentre.com

This report is digitally signed and does not required signature on subsequent pages

	TEST REPORT		 TC-7575
	IS 13252 (Part 1): 2010 + A1: 2013 + A2 : 2015 / IEC 60950-1: 2005 + A1:2009 + A2 : 2013		
	Report No.: SC23EPF14664_1	ULR:TC757523000002225F	
Dated: 29/09/2023	Discipline: Electronics	Group: IT Equipment	Page:64 of100

Tests relating to Insulating Properties

EL 2133 - V1.0

Cl. No.	Test / Requirement name	Test Code	Test result/ observation	Verdict
B.10	Test for series motors	EL 2133-18	See above Cl. No. B	N/A
	Operating voltage (V) :		See above Cl. No. B	N/A

*-Total number of Requirements to be observed / inspected =00
Total No of applicable Requirement = 00
No of Requirements for which the sample passed =N/A

Total number of tests to be conducted =19
Total No of applicable Tests = 00
No. of tests for which the sample passed =N/A

Certificate: It is certified that the above tests were performed and found to be passing/~~failing~~ in the requirement tested

.....
(Approving Authority)



TRF No. BIS_ SW/IS 13252_V1.0

SWASTIK ELECTRONICS TESTING CENTRE

Address:Plot No-16, Mainapur Industrial Area,Ghaziabad Uttar Pradesh 201003,Contact No.: +91 9311299492,9311299494

Email: info@swastiktestingcentre.com | Web: www.swastiktestingcentre.com

This report is digitally signed and does not required signature on subsequent pages

	TEST REPORT		 TC-7575
	IS 13252 (Part 1): 2010 + A1: 2013 + A2 : 2015 / IEC 60950-1: 2005 + A1:2009 + A2 : 2013		
	Report No.: SC23EPF14664_1	ULR:TC757523000002225F	
Dated: 29/09/2023	Discipline: Electronics	Group: IT Equipment	Page:65 of100

Tests relating to Electrical Safety

EL 2134 - V1.0

Cl. No.	Test / Requirement name	Test Code	Test result/ observation	Verdict
C	ANNEX C, TRANSFORMERS (see 1.5.4 and 5.3.3)*	EL 2134-00	Class III equipment	N/A
	Position :		See above Cl. No. C	N/A
	Manufacturer :		See above Cl. No. C	N/A
	Type :		See above Cl. No. C	N/A
	Rated values :		See above Cl. No. C	N/A
	Method of protection:		See above Cl. No. C	N/A
C.1	Overload test	EL 2134-01	See above Cl. No. C	N/A
C.2	Insulation	EL 2134-02	See above Cl. No. C	N/A
	Protection from displacement of windings:		See above Cl. No. C	N/A

*-Total number of Requirements to be observed / inspected =01
Total No of applicable Requirement =00
No of Requirements for which the sample passed =N/A

Total number of tests to be conducted =02
Total No of applicable Tests =00
No. of tests for which the sample passed =N/A

Certificate: It is certified that the above tests were performed and found to be passing/~~failing~~ in the requirement tested

.....
(Approving Authority)



TRF No. BIS_ SW/IS 13252_V1.0

SWASTIK ELECTRONICS TESTING CENTRE

Address:Plot No-16, Mainapur Industrial Area,Ghaziabad Uttar Pradesh 201003,Contact No.: +91 9311299492,9311299494

Email: info@swastiktestingcentre.com | Web: www.swastiktestingcentre.com

This report is digitally signed and does not required signature on subsequent pages

	TEST REPORT		 TC-7575
	IS 13252 (Part 1): 2010 + A1: 2013 + A2 : 2015 / IEC 60950-1: 2005 + A1:2009 + A2 : 2013		
	Report No.: SC23EPF14664_1	ULR:TC757523000002225F	
Dated: 29/09/2023	Discipline: Electronics	Group: IT Equipment	Page:66 of 100

Tests relating to Insulating Properties

EL 2135 - V1.0

Cl. No.	Test / Requirement name	Test Code	Test result/ observation	Verdict
D	ANNEX D, MEASURING INSTRUMENTS FOR TOUCH-CURRENT TESTS (see 5.1.4)	EL 2135-00	Class III equipment	N/A
D.1	Measuring instrument	EL 2135-01	See above Cl. No. D	N/A
D.2	Alternative measuring instrument	EL 2135-02	See above Cl. No. D	N/A

*-Total number of Requirements to be observed / inspected =00
Total No of applicable Requirement =00
No of Requirements for which the sample passed =N/A

Total number of tests to be conducted =03
Total No of applicable Tests =00
No. of tests for which the sample passed =N/A

Certificate: It is certified that the above tests were performed and found to be passing/~~failing~~ in the requirement tested

.....
(Approving Authority)



TRF No. BIS_ SW/IS 13252_V1.0

SWASTIK ELECTRONICS TESTING CENTRE

Address:Plot No-16, Mainapur Industrial Area,Ghaziabad Uttar Pradesh 201003,Contact No.: +91 9311299492,9311299494

Email: info@swastiktestingcentre.com | Web: www.swastiktestingcentre.com

This report is digitally signed and does not required signature on subsequent pages

	TEST REPORT		 TC-7575
	IS 13252 (Part 1): 2010 + A1: 2013 + A2 : 2015 / IEC 60950-1: 2005 + A1:2009 + A2 : 2013		
	Report No.: SC23EPF14664_1	ULR:TC757523000002225F	
Dated: 29/09/2023	Discipline: Electronics	Group: IT Equipment	Page:67 of100

Tests relating to Thermal Properties

EL 2136- V1.0

Cl. No.	Test / Requirement name	Test Code	Test result/ observation	Verdict
E	ANNEX E, TEMPERATURE RISE OF A WINDING (see 1.4.13)	EL2136-00	Class III equipment	N/A

*-Total number of Requirements to be observed / inspected =00
Total No of applicable Requirement =00
No of Requirements for which the sample passed =N/A

Total number of tests to be conducted =01
Total No of applicable Tests =00
No. of tests for which the sample passed =N/A

Certificate: It is certified that the above tests were performed and found to be passing/~~failing~~ in the requirement tested

.....
(Approving Authority)



TRF No. BIS_ SW/IS 13252_V1.0

SWASTIK ELECTRONICS TESTING CENTRE

Address:Plot No-16, Mainapur Industrial Area,Ghaziabad Uttar Pradesh 201003,Contact No.: +91 9311299492,9311299494

Email: info@swastiktestingcentre.com | Web: www.swastiktestingcentre.com

This report is digitally signed and does not required signature on subsequent pages

	TEST REPORT		 TC-7575
	IS 13252 (Part 1): 2010 + A1: 2013 + A2 : 2015 / IEC 60950-1: 2005 + A1:2009 + A2 : 2013		
	Report No.: SC23EPF14664_1	ULR:TC757523000002225F	
Dated: 29/09/2023	Discipline: Electronics	Group: IT Equipment	Page:68 of100

Tests relating to Electrical Safety

EL 2137 - V1.0

Cl. No.	Test / Requirement name	Test Code	Test result/ observation	Verdict
F	ANNEX F, MEASUREMENT OF CLEARANCES AND CREEPAGE DISTANCES (see 2.10 and Annex G)	EL2137-00	Class III equipment	N/A

*-Total number of Requirements to be observed / inspected =00
Total No of applicable Requirement =00
No of Requirements for which the sample passed =N/A

Total number of tests to be conducted =01
Total No of applicable Tests =00
No. of tests for which the sample passed =N/A

Certificate: It is certified that the above tests were performed and found to be passing/~~failing~~ in the requirement tested

.....
(Approving Authority)



TRF No. BIS_ SW/IS 13252_V1.0

SWASTIK ELECTRONICS TESTING CENTRE

Address:Plot No-16, Mainapur Industrial Area,Ghaziabad Uttar Pradesh 201003,Contact No.: +91 9311299492,9311299494

Email: info@swastiktestingcentre.com | Web: www.swastiktestingcentre.com

This report is digitally signed and does not required signature on subsequent pages

	TEST REPORT		 TC-7575
	IS 13252 (Part 1): 2010 + A1: 2013 + A2 : 2015 / IEC 60950-1: 2005 + A1:2009 + A2 : 2013		
	Report No.: SC23EPF14664_1	ULR:TC757523000002225F	
Dated: 29/09/2023	Discipline: Electronics	Group: IT Equipment	Page:69 of100

Tests relating to Electrical safety

EL 2138 - V1.0

Cl. No.	Test / Requirement name	Test Code	Test result/ observation	Verdict
G	ANNEX G, ALTERNATIVE METHOD FOR DETERMINING MINIMUM CLEARANCES	EL 2138-00	Alternative method not used	N/A
G.1	Clearances	EL 2138-01	See above Cl. No. G	N/A
G.1.1	General	EL 2138-02	See above Cl. No. G	N/A
G.1.2	Summary of the procedure for determining minimum clearances	EL 2138-03	See above Cl. No. G	N/A
G.2	Determination of mains transient voltage (V)	EL 2138-04	See above Cl. No. G	N/A
G.2.1	AC Mains supply	EL 2138-05	See above Cl. No. G	N/A
G.2.2	Earthed d.c. mains supplies	EL 2138-06	See above Cl. No. G	N/A
G.2.3	Unearthed d.c. mains supplies	EL 2138-07	See above Cl. No. G	N/A
G.2.4	Battery operation	EL 2138-08	See above Cl. No. G	N/A
G.3	Determination of telecommunication network transient voltage (V)	EL 2138-09	See above Cl. No. G	N/A
G.4	Determination of required withstand voltage (V)	EL 2138-10	See above Cl. No. G	N/A
G.4.1	Mains transients and internal repetitive peaks	EL 2138-11	See above Cl. No. G	N/A
G.4.2	Transients from telecommunication networks:	EL 2138-12	See above Cl. No. G	N/A
G.4.3	Combination of transients	EL 2138-13	See above Cl. No. G	N/A
G.4.4	Transients from cable distribution systems	EL 2138-14	See above Cl. No. G	N/A
G.5	Measurement of transient voltages (V)	EL 2138-15	See above Cl. No. G	N/A
	a) Transients from a mains supply		See above Cl. No. G	N/A
	For an a.c. mains supply		See above Cl. No. G	N/A
	For a d.c. mains supply		See above Cl. No. G	N/A
	b) Transients from a telecommunication network		See above Cl. No. G	N/A
G.6	Determination of minimum clearances	EL 2138-16	See above Cl. No. G	N/A



TRF No. BIS_ SW/IS 13252_V1.0

SWASTIK ELECTRONICS TESTING CENTRE

Address:Plot No-16, Mainapur Industrial Area,Ghaziabad Uttar Pradesh 201003,Contact No.: +91 9311299492,9311299494

Email: info@swastiktestingcentre.com | Web: www.swastiktestingcentre.com

This report is digitally signed and does not required signature on subsequent pages

	TEST REPORT		 TC-7575
	IS 13252 (Part 1): 2010 + A1: 2013 + A2 : 2015 / IEC 60950-1: 2005 + A1:2009 + A2 : 2013		
	Report No.: SC23EPF14664_1	ULR:TC757523000002225F	
Dated: 29/09/2023	Discipline: Electronics	Group: IT Equipment	Page:70 of100

*-Total number of Requirements to be observed / inspected =00
Total No of applicable Requirement =00
No of Requirements for which the sample passed =N/A

Total number of tests to be conducted =17
Total No of applicable Tests =00
No. of tests for which the sample passed =N/A

Certificate: It is certified that the above tests were performed and found to be passing/ ~~failing~~ in the requirement tested

.....
(Approving Authority)



TRF No. BIS_ SW/IS 13252_V1.0

SWASTIK ELECTRONICS TESTING CENTRE

Address:Plot No-16, Mainapur Industrial Area,Ghaziabad Uttar Pradesh 201003,Contact No.: +91 9311299492,9311299494

Email: info@swastiktestingcentre.com | Web: www.swastiktestingcentre.com

This report is digitally signed and does not required signature on subsequent pages

	TEST REPORT		 TC-7575
	IS 13252 (Part 1): 2010 + A1: 2013 + A2 : 2015 / IEC 60950-1: 2005 + A1:2009 + A2 : 2013		
	Report No.: SC23EPF14664_1	ULR:TC757523000002225F	
Dated: 29/09/2023	Discipline: Electronics	Group: IT Equipment	Page:71 of100

Tests relating to Radiation Safety

EL 2139 - V1.0

Cl. No.	Test / Requirement name	Test Code	Test result/ observation	Verdict
H	ANNEX H, IONIZING RADIATION (see 4.3.13)	EL 2139-00		N/A

*-Total number of Requirements to be observed / inspected =00
Total No of applicable Requirement =00
No of Requirements for which the sample passed =N/A

Total number of tests to be conducted =01
Total No of applicable Tests =00
No. of tests for which the sample passed =N/A

Certificate: It is certified that the above tests were performed and found to be passing/~~failing~~ in the requirement tested

.....
(Approving Authority)



TRF No. BIS_ SW/IS 13252_V1.0

SWASTIK ELECTRONICS TESTING CENTRE

Address:Plot No-16, Mainapur Industrial Area,Ghaziabad Uttar Pradesh 201003,Contact No.: +91 9311299492,9311299494

Email: info@swastiktestingcentre.com | Web: www.swastiktestingcentre.com

This report is digitally signed and does not required signature on subsequent pages

	TEST REPORT		 TC-7575
	IS 13252 (Part 1): 2010 + A1: 2013 + A2 : 2015 / IEC 60950-1: 2005 + A1:2009 + A2 : 2013		
	Report No.: SC23EPF14664_1	ULR:TC757523000002225F	
Dated: 29/09/2023	Discipline: Electronics	Group: IT Equipment	Page:72 of 100

Tests relating to Electrical Safety

EL 2140 - V1.0

Cl. No.	Test / Requirement name	Test Code	Test result/ observation	Verdict
J	ANNEX J, TABLE OF ELECTROCHEMICAL POTENTIALS (see 2.6.5.6)*	EL 2140-00	No earthing and bonding terminals	N/A
	Metal(s) used :		See above Cl. No. J	N/A

*-Total number of Requirements to be observed / inspected =01
Total No of applicable Requirement =00
No of Requirements for which the sample passed =N/A

Total number of tests to be conducted =00
Total No of applicable Tests =00
No. of tests for which the sample passed =N/A

Certificate: It is certified that the above tests were performed and found to be passing/~~failing~~ in the requirement tested

.....
(Approving Authority)



TRF No. BIS_ SW/IS 13252_V1.0

SWASTIK ELECTRONICS TESTING CENTRE

Address:Plot No-16, Mainapur Industrial Area,Ghaziabad Uttar Pradesh 201003,Contact No.: +91 9311299492,9311299494

Email: info@swastiktestingcentre.com | Web: www.swastiktestingcentre.com

This report is digitally signed and does not required signature on subsequent pages

	TEST REPORT		 TC-7575
	IS 13252 (Part 1): 2010 + A1: 2013 + A2 : 2015 / IEC 60950-1: 2005 + A1:2009 + A2 : 2013		
	Report No.: SC23EPF14664_1	ULR:TC757523000002225F	
Dated: 29/09/2023	Discipline: Electronics	Group: IT Equipment	Page:73 of100

Tests relating to General Requirement

EL 2141 - V1.0

Cl. No.	Test / Requirement name	Test Code	Test result/ observation	Verdict
K	ANNEX K, THERMAL CONTROLS (see 1.5.3 and 5.3.8)*	EL 2141-00	No thermal control used	N/A
K.1	Making and breaking capacity	EL 2141-01	See above Cl. No. K	N/A
K.2	Thermostat reliability; operating voltage (V) :	EL 2141-02	See above Cl. No. K	N/A
K.3	Thermostat endurance test; operating voltage (V) :	EL 2141-03	See above Cl. No. K	N/A
K.4	Temperature limiter endurance; operating voltage (V) :	EL 2141-04	See above Cl. No. K	N/A
K.5	Thermal cut-out reliability	EL 2141-05	See above Cl. No. K	N/A
K.6	Stability of operation	EL 2141-06	See above Cl. No. K	N/A

*-Total number of Requirements to be observed / inspected =01
Total No of applicable Requirement =00
No of Requirements for which the sample passed =N/A

Total number of tests to be conducted =06
Total No of applicable Tests =00
No. of tests for which the sample passed =N/A

Certificate: It is certified that the above tests were performed and found to be passing/~~failing~~ in the requirement tested

.....
(Approving Authority)



TRF No. BIS_ SW/IS 13252_V1.0

SWASTIK ELECTRONICS TESTING CENTRE

Address:Plot No-16, Mainapur Industrial Area,Ghaziabad Uttar Pradesh 201003,Contact No.: +91 9311299492,9311299494

Email: info@swastiktestingcentre.com | Web: www.swastiktestingcentre.com

This report is digitally signed and does not required signature on subsequent pages

	TEST REPORT		 TC-7575
	IS 13252 (Part 1): 2010 + A1: 2013 + A2 : 2015 / IEC 60950-1: 2005 + A1:2009 + A2 : 2013		
	Report No.: SC23EPF14664_1	ULR:TC757523000002225F	
Dated: 29/09/2023	Discipline: Electronics	Group: IT Equipment	Page:74 of100

Tests relating to General Requirement

EL 2142 - V1.0

Cl. No.	Test / Requirement name	Test Code	Test result/ observation	Verdict
L	ANNEX L, NORMAL LOAD CONDITIONS FOR SOME TYPES OF ELECTRICAL BUSINESS EQUIPMENT (see 1.2.2.1 and 4.5.2)*	EL 2142-00	See below	P
L.1	Typewriters*	EL 2142-01	See below Cl. No.L.7	N/A
L.2	Adding machines and cash registers*	EL 2142-02	See below Cl. No.L.7	N/A
L.3	Erasers*	EL 2142-03	See below Cl. No.L.7	N/A
L.4	Pencil sharpeners*	EL 2142-04	See below Cl. No.L.7	N/A
L.5	Duplicators and copy machines*	EL 2142-05	See below Cl. No.L.7	N/A
L.6	Motor-operated files*	EL 2142-06	See below Cl. No.L.7	N/A
L.7	Other business equipment*	EL 2142-07	See table 1.6.2	P

*-Total number of Requirements to be observed / inspected =08

Total No of applicable Requirement =02

No of Requirements for which the sample passed =02

Total number of tests to be conducted =00

Total No of applicable Tests =00

No. of tests for which the sample passed =N/A

Certificate: It is certified that the above tests were performed and found to be passing/~~failing~~ in the requirement tested

.....
(Approving Authority)



TRF No. BIS_ SW/IS 13252_V1.0

SWASTIK ELECTRONICS TESTING CENTRE

Address:Plot No-16, Mainapur Industrial Area,Ghaziabad Uttar Pradesh 201003,Contact No.: +91 9311299492,9311299494

Email: info@swastiktestingcentre.com | Web: www.swastiktestingcentre.com

This report is digitally signed and does not required signature on subsequent pages

	TEST REPORT		 TC-7575
	IS 13252 (Part 1): 2010 + A1: 2013 + A2 : 2015 / IEC 60950-1: 2005 + A1:2009 + A2 : 2013		
	Report No.: SC23EPF14664_1	ULR:TC757523000002225F	
Dated: 29/09/2023	Discipline: Electronics	Group: IT Equipment	Page:75 of100

Tests relating to Electrical Safety

EL 2143 - V1.0

Cl. No.	Test / Requirement name	Test Code	Test result/ observation	Verdict
M	ANNEX M, CRITERIA FOR TELEPHONE RINGING SIGNALS (see 2.3.1)	EL 2143-00	No telephone ringing signals	N/A
M.1	Introduction*	EL 2143-01	See above Cl. No. M	N/A
M.2	Method A	EL 2143-02	See above Cl. No. M	N/A
M.3	Method B	EL 2143-03	See above Cl. No. M	N/A
M.3.1	Ringing signal	EL 2143-04	See above Cl. No. M	N/A
M.3.1.1	Frequency (Hz)	EL 2143-05	See above Cl. No. M	N/A
M.3.1.2	Voltage (V)	EL 2143-06	See above Cl. No. M	N/A
M.3.1.3	Cadence; time (s), voltage (V)	EL 2143-07	See above Cl. No. M	N/A
M.3.1.4	Single fault current (mA)	EL 2143-08	See above Cl. No. M	N/A
M.3.2	Tripping device and monitoring voltage	EL 2143-09	See above Cl. No. M	N/A
M.3.2.1	Conditions for use of a tripping device or a monitoring voltage	EL 2143-10	See above Cl. No. M	N/A
M.3.2.2	Tripping device	EL 2143-11	See above Cl. No. M	N/A
M.3.2.3	Monitoring voltage (V)	EL 2143-12	See above Cl. No. M	N/A

*-Total number of Requirements to be observed / inspected =01
Total No of applicable Requirement =00
No of Requirements for which the sample passed =N/A

Total number of tests to be conducted =12
Total No of applicable Tests =00
No. of tests for which the sample passed =N/A

Certificate: It is certified that the above tests were performed and found to be passing/~~failing~~ in the requirement tested

.....
(Approving Authority)



TRF No. BIS_ SW/IS 13252_V1.0

SWASTIK ELECTRONICS TESTING CENTRE

Address:Plot No-16, Mainapur Industrial Area,Ghaziabad Uttar Pradesh 201003,Contact No.: +91 9311299492,9311299494

Email: info@swastiktestingcentre.com | Web: www.swastiktestingcentre.com

This report is digitally signed and does not required signature on subsequent pages

	TEST REPORT		 TC-7575
	IS 13252 (Part 1): 2010 + A1: 2013 + A2 : 2015 / IEC 60950-1: 2005 + A1:2009 + A2 : 2013		
	Report No.: SC23EPF14664_1	ULR:TC757523000002225F	
Dated: 29/09/2023	Discipline: Electronics	Group: IT Equipment	Page:76 of100

Tests relating to Electrical safety

EL 2144 - V1.0

Cl. No.	Test / Requirement name	Test Code	Test result/ observation	Verdict
N	ANNEX N, IMPULSE TEST GENERATORS (see 1.5.7.2, 1.5.7.3, 2.10.3.9, 6.2.2.1, 7.3.2, 7.4.3 and Clause G.5)	EL 2144-00	Class III equipment	N/A
N.1	ITU-T impulse test generators	EL 2144-01	See above Cl. No.N	N/A
N.2	IEC 60065 impulse test generator	EL 2144-02	See above Cl. No.N	N/A

*-Total number of Requirements to be observed / inspected =00

Total No of applicable Requirement =00

No of Requirements for which the sample passed =N/A

Total number of tests to be conducted =03

Total No of applicable Tests =00

No. of tests for which the sample passed =N/A

Certificate: It is certified that the above tests were performed and found to be passing/~~failing~~ in the requirement tested

.....
(Approving Authority)



TRF No. BIS_ SW/IS 13252_V1.0

SWASTIK ELECTRONICS TESTING CENTRE

Address:Plot No-16, Mainapur Industrial Area,Ghaziabad Uttar Pradesh 201003,Contact No.: +91 9311299492,9311299494

Email: info@swastiktestingcentre.com | Web: www.swastiktestingcentre.com

This report is digitally signed and does not required signature on subsequent pages

	TEST REPORT		 TC-7575
	IS 13252 (Part 1): 2010 + A1: 2013 + A2 : 2015 / IEC 60950-1: 2005 + A1:2009 + A2 : 2013		
	Report No.: SC23EPF14664_1	ULR:TC757523000002225F	
Dated: 29/09/2023	Discipline: Electronics	Group: IT Equipment	Page:77 of100

Tests relating to General Requirements

EL 2145- V1.0

Cl. No.	Test / Requirement name	Test Code	Test result/ observation	Verdict
P	ANNEX P, NORMATIVE REFERENCES	EL 2145-00		N/A

*-Total number of Requirements to be observed / inspected =00

Total No of applicable Requirement =00

No of Requirements for which the sample passed =N/A

Total number of tests to be conducted =01

Total No of applicable Tests =00

No. of tests for which the sample passed =N/A

Certificate: It is certified that the above tests were performed and found to be passing/~~failing~~ in the requirement tested

.....
(Approving Authority)



TRF No. BIS_ SW/IS 13252_V1.0

SWASTIK ELECTRONICS TESTING CENTRE

Address:Plot No-16, Mainapur Industrial Area,Ghaziabad Uttar Pradesh 201003,Contact No.: +91 9311299492,9311299494

Email: info@swastiktestingcentre.com | Web: www.swastiktestingcentre.com

This report is digitally signed and does not required signature on subsequent pages

	TEST REPORT		 TC-7575
	IS 13252 (Part 1): 2010 + A1: 2013 + A2 : 2015 / IEC 60950-1: 2005 + A1:2009 + A2 : 2013		
	Report No.: SC23EPF14664_1	ULR:TC757523000002225F	
Dated: 29/09/2023	Discipline: Electronics	Group: IT Equipment	Page:78 of100

Tests relating to General Requirements

EL 2146 - V1.0

Cl. No.	Test / Requirement name	Test Code	Test result/ observation	Verdict
Q	ANNEX Q, Voltage dependent resistors (VDRs) (see 1.5.9.1)	EL 2146-00	VDR not used	N/A
	A VDR shall comply with iec 61051-2, whether a fire enclosure is provided or not, taking into account all of the following:		See above Cl. No. Q	N/A
	a) Preferred climatic categories Lower category temperature: -10°C Upper category temperature: +85°C Duration of damp Test, steady state test:21 days		See above Cl. No. Q	N/A
	b) Maximum continuous voltage: Atleast 1,25 times the rated voltage of the equipment or Atleast 1,25 times the upper voltage of the rated voltage range		See above Cl. No. Q	N/A
	c) Combination pulse :	EL 2146-01	See above Cl. No. Q	N/A
	d) Body of the VDR shall comply with Needle flame test according to IEC 60695-11-5 with the following test severities: duration of application of the test flame: 10 s after flame time: 5s [This test is not required if VDR complies with V-1 CLASS MATERIAL]	EL 2146-02	See above Cl. No. Q	N/A

*-Total number of Requirements to be observed / inspected =00
Total No of applicable Requirement =00
No of Requirements for which the sample passed =N/A

Total number of tests to be conducted =03
Total No of applicable Tests =00
No. of tests for which the sample passed =N/A

Certificate: It is certified that the above tests were performed and found to be passing/ failing in the requirement tested

.....
(Approving Authority)



TRF No. BIS_ SW/IS 13252_V1.0

SWASTIK ELECTRONICS TESTING CENTRE

Address:Plot No-16, Mainapur Industrial Area,Ghaziabad Uttar Pradesh 201003,Contact No.: +91 9311299492,9311299494

Email: info@swastiktestingcentre.com | Web: www.swastiktestingcentre.com

This report is digitally signed and does not required signature on subsequent pages

	TEST REPORT		 TC-7575
	IS 13252 (Part 1): 2010 + A1: 2013 + A2 : 2015 / IEC 60950-1: 2005 + A1:2009 + A2 : 2013		
	Report No.: SC23EPF14664_1	ULR:TC757523000002225F	
Dated: 29/09/2023	Discipline: Electronics	Group: IT Equipment	Page:79 of100

Tests relating to General Requirement

EL 2147- V1.0

Cl. No.	Test / Requirement name	Test Code	Test result/ observation	Verdict
R	ANNEX R, EXAMPLES OF REQUIREMENTS FOR QUALITY CONTROL PROGRAMMES*	EL 2147-00	No such requirements	N/A
R.1	Minimum separation distances for unpopulated coated printed boards (see 2.10.6.2)*	EL 2147-01	See above Cl. No. R	N/A
R.2	Reduced clearances (see 2.10.3)*	EL 2147-02	See above Cl. No. R	N/A

*-Total number of Requirements to be observed / inspected =03
Total No of applicable Requirement =00
No of Requirements for which the sample passed =N/A

Total number of tests to be conducted =00
Total No of applicable Tests =00
No. of tests for which the sample passed =N/A

Certificate: It is certified that the above tests were performed and found to be passing/~~failing~~ in the requirement tested

.....
(Approving Authority)



TRF No. BIS_ SW/IS 13252_V1.0

SWASTIK ELECTRONICS TESTING CENTRE

Address:Plot No-16, Mainapur Industrial Area,Ghaziabad Uttar Pradesh 201003,Contact No.: +91 9311299492,9311299494

Email: info@swastiktestingcentre.com | Web: www.swastiktestingcentre.com

This report is digitally signed and does not required signature on subsequent pages

	TEST REPORT		 TC-7575
	IS 13252 (Part 1): 2010 + A1: 2013 + A2 : 2015 / IEC 60950-1: 2005 + A1:2009 + A2 : 2013		
	Report No.: SC23EPF14664_1	ULR:TC757523000002225F	
Dated: 29/09/2023	Discipline: Electronics	Group: IT Equipment	Page:80 of100

Tests relating to General Requirement

EL 2148 - V1.0

Cl. No.	Test / Requirement name	Test Code	Test result/ observation	Verdict
S	ANNEX S, PROCEDURE FOR IMPULSE TESTING (see 6.2.2.3)*	EL 2148-00	Class III equipment	N/A
S.1	Test equipment*	EL 2148-01	See above Cl. No.S	N/A
S.2	Test procedure*	EL 2148-02	See above Cl. No.S	N/A
S.3	Examples of waveforms during impulse testing*	EL 2148-03	See above Cl. No.S	N/A

*-Total number of Requirements to be observed / inspected =04
Total No of applicable Requirement =00
No of Requirements for which the sample passed =N/A

Total number of tests to be conducted =00
Total No of applicable Tests =00
No. of tests for which the sample passed =N/A

Certificate: It is certified that the above tests were performed and found to be passing/~~failing~~ in the requirement tested

.....
(Approving Authority)



TRF No. BIS_ SW/IS 13252_V1.0

SWASTIK ELECTRONICS TESTING CENTRE

Address:Plot No-16, Mainapur Industrial Area,Ghaziabad Uttar Pradesh 201003,Contact No.: +91 9311299492,9311299494

Email: info@swastiktestingcentre.com | Web: www.swastiktestingcentre.com

This report is digitally signed and does not required signature on subsequent pages

	TEST REPORT		 TC-7575
	IS 13252 (Part 1): 2010 + A1: 2013 + A2 : 2015 / IEC 60950-1: 2005 + A1:2009 + A2 : 2013		
	Report No.: SC23EPF14664_1	ULR:TC757523000002225F	
Dated: 29/09/2023	Discipline: Electronics	Group: IT Equipment	Page:81 of100

Tests relating to Protection against Ingress of water

EL 2149 - V1.0

Cl. No.	Test / Requirement name	Test Code	Test result/ observation	Verdict
T	ANNEX T, GUIDANCE ON PROTECTION AGAINST INGRESS OF WATER (see 1.1.2)	EL 2149-00	Complies	P

*-Total number of Requirements to be observed / inspected =00
Total No of applicable Requirement =00
No of Requirements for which the sample passed =N/A

Total number of tests to be conducted =01
Total No of applicable Tests =01
No. of tests for which the sample passed =01

Certificate: It is certified that the above tests were performed and found to be passing/ ~~failing~~ in the requirement tested

.....
(Approving Authority)



TRF No. BIS_ SW/IS 13252_V1.0

SWASTIK ELECTRONICS TESTING CENTRE

Address:Plot No-16, Mainapur Industrial Area,Ghaziabad Uttar Pradesh 201003,Contact No.: +91 9311299492,9311299494

Email: info@swastiktestingcentre.com | Web: www.swastiktestingcentre.com

This report is digitally signed and does not required signature on subsequent pages

	TEST REPORT		 TC-7575
	IS 13252 (Part 1): 2010 + A1: 2013 + A2 : 2015 / IEC 60950-1: 2005 + A1:2009 + A2 : 2013		
	Report No.: SC23EPF14664_1	ULR:TC757523000002225F	
Dated: 29/09/2023	Discipline: Electronics	Group: IT Equipment	Page:82 of100

Tests relating to Wiring

EL 2150 - V1.0

Cl. No.	Test / Requirement name	Test Code	Test result/ observation	Verdict
U	ANNEX U, INSULATED WINDING WIRES FOR USE WITHOUT INTERLEAVED INSULATION (see 2.10.5.4)	EL2150-00		N/A
U.1	General	EL2150-01		N/A
U.2	Type tests	EL2150-02		N/A
U.2.1	General	EL2150-03		N/A
U.2.2	Electric strength	EL2150-04		N/A
U.2.2.1	Solid round winding wire and stranded winding wires	EL2150-05		N/A
U.2.2.1.1	Wires with nominal conductor diameter upto and including 0.100mm	EL2150-06		N/A
U.2.2.1.2	Wires with nominal conductor diameter over 0.100mm and including 2.500mm	EL2150-07		N/A
U.2.2.1.3	Wires with nominal conductor diameter over 2.500mm	EL2150-08		N/A
U.2.2.2	Square or rectangular wires	EL2150-09		N/A
U.2.3	Flexibility and adherence	EL2150-10		N/A
U.2.4	Heat shock	EL2150-11		N/A
U.2.5	Retention of electric strength after bending	EL2150-12		N/A
U.3	Testing during manufacturing	EL2150-13		N/A
U.3.1	General	EL2150-14		N/A
U.3.2	Routine tests	EL2150-15		N/A
U.3.3	Sampling test	EL2150-16		N/A

*-Total number of Requirements to be observed / inspected =00

Total No of applicable Requirement =00

No of Requirements for which the sample passed =N/A

Total number of tests to be conducted =17

Total No of applicable Tests =00

No. of tests for which the sample passed =N/A

Certificate: It is certified that the above tests were performed and found to be passing/~~failing~~ in the requirement tested

.....
(Approving Authority)



TRF No. BIS_ SW/IS 13252_V1.0

SWASTIK ELECTRONICS TESTING CENTRE

Address:Plot No-16, Mainapur Industrial Area,Ghaziabad Uttar Pradesh 201003,Contact No.: +91 9311299492,9311299494

Email: info@swastiktestingcentre.com | Web: www.swastiktestingcentre.com

This report is digitally signed and does not required signature on subsequent pages

	TEST REPORT		 TC-7575
	IS 13252 (Part 1): 2010 + A1: 2013 + A2 : 2015 / IEC 60950-1: 2005 + A1:2009 + A2 : 2013		
	Report No.: SC23EPF14664_1	ULR:TC757523000002225F	
Dated: 29/09/2023	Discipline: Electronics	Group: IT Equipment	Page:83 of100

Tests relating to Electrical Safety

EL 2151 - V1.0

Cl. No.	Test / Requirement name	Test Code	Test result/ observation	Verdict
V	ANNEX V, AC POWER DISTRIBUTION SYSTEMS (see 1.6.1) *	EL 2151-00	Equipment not directly conneted to mains	N/A
V.1	Introduction*	EL 2151-01	See above Cl. No. V	N/A
V.2	TN power distribution systems	EL 2151-02	See above Cl. No. V	N/A
V.3	TT Power Distribution systems	EL 2151-03	See above Cl. No. V	N/A
V.4	IT Power Distribution systems	EL 2151-04	See above Cl. No. V	N/A

*-Total number of Requirements to be observed / nspected =02

Total No of applicable Requirement =00

No of Requirements for which the sample passed =N/A

Total number of tests to be conducted =03

Total No of applicable Tests =00

No. of tests for which the sample passed =N/A

Certificate: It is certified that the above tests were performed and found to be passing/~~failing~~ in the requirement tested

.....
(Approving Authority)



TRF No. BIS_ SW/IS 13252_V1.0

SWASTIK ELECTRONICS TESTING CENTRE

Address:Plot No-16, Mainapur Industrial Area,Ghaziabad Uttar Pradesh 201003,Contact No.: +91 9311299492,9311299494

Email: info@swastiktestingcentre.com | Web: www.swastiktestingcentre.com

This report is digitally signed and does not required signature on subsequent pages

	TEST REPORT		 TC-7575
	IS 13252 (Part 1): 2010 + A1: 2013 + A2 : 2015 / IEC 60950-1: 2005 + A1:2009 + A2 : 2013		
	Report No.: SC23EPF14664_1	ULR:TC757523000002225F	
Dated: 29/09/2023	Discipline: Electronics	Group: IT Equipment	Page:84 of100

Tests relating to Electrical Safety

EL 2152 - V1.0

Cl. No.	Test / Requirement name	Test Code	Test result/ observation	Verdict
W	ANNEX W, SUMMATION OF TOUCH CURRENTS *	EL 2152-00	Class III equipment	N/A
W.1	Touch current from electronic circuits*	EL 2152-01	See above Cl. No. W	N/A
W.1.1	Floating circuits*	EL 2152-02	See above Cl. No. W	N/A
W.1.2	Earthed circuits*	EL 2152-03	See above Cl. No. W	N/A
W.2	Interconnection of several equipments*	EL 2152-04	See above Cl. No. W	N/A
W.2.1	Isolation*	EL 2152-05	See above Cl. No. W	N/A
W.2.2	Common return, isolated from earth*	EL 2152-06	See above Cl. No. W	N/A
W.2.3	Common return, connected to protective earth*	EL 2152-07	See above Cl. No. W	N/A

*-Total number of Requirements to be observed / inspected =08
Total No of applicable Requirement =00
No of Requirements for which the sample passed =N/A

Total number of tests to be conducted =00
Total No of applicable Tests =00
No. of tests for which the sample passed =N/A

Certificate: It is certified that the above tests were performed and found to be passing/~~failing~~ in the requirement tested

.....
(Approving Authority)



TRF No. BIS_ SW/IS 13252_V1.0

SWASTIK ELECTRONICS TESTING CENTRE

Address:Plot No-16, Mainapur Industrial Area,Ghaziabad Uttar Pradesh 201003,Contact No.: +91 9311299492,9311299494

Email: info@swastiktestingcentre.com | Web: www.swastiktestingcentre.com

This report is digitally signed and does not required signature on subsequent pages

	TEST REPORT		 TC-7575
	IS 13252 (Part 1): 2010 + A1: 2013 + A2 : 2015 / IEC 60950-1: 2005 + A1:2009 + A2 : 2013		
	Report No.: SC23EPF14664_1	ULR:TC757523000002225F	
Dated: 29/09/2023	Discipline: Electronics	Group: IT Equipment	Page:85 of100

Tests relating to Electrical Safety

EL 2153- V1.0

Cl. No.	Test / Requirement name	Test Code	Test result/ observation	Verdict
X	ANNEX X, MAXIMUM HEATING EFFECT IN TRANSFORMER TESTS (see clause C.1)*	EL 2153-00	Class III equipment	N/A
X.1	Determination of maximum input current*	EL 2153-01	See above Cl. No. X	N/A
X.2	Overload test procedure*	EL 2153-02	See above Cl. No. X	N/A

*-Total number of Requirements to be observed / inspected =03

Total No of applicable Requirement =00

No of Requirements for which the sample passed =N/A

Total number of tests to be conducted =00

Total No of applicable Tests =00

No. of tests for which the sample passed =N/A

Certificate: It is certified that the above tests were performed and found to be passing/~~failing~~ in the requirement tested

.....
(Approving Authority)



TRF No. BIS_ SW/IS 13252_V1.0

SWASTIK ELECTRONICS TESTING CENTRE

Address:Plot No-16, Mainapur Industrial Area,Ghaziabad Uttar Pradesh 201003,Contact No.: +91 9311299492,9311299494

Email: info@swastiktestingcentre.com | Web: www.swastiktestingcentre.com

This report is digitally signed and does not required signature on subsequent pages

	TEST REPORT		 TC-7575
	IS 13252 (Part 1): 2010 + A1: 2013 + A2 : 2015 / IEC 60950-1: 2005 + A1:2009 + A2 : 2013		
	Report No.: SC23EPF14664_1	ULR:TC757523000002225F	
Dated: 29/09/2023	Discipline: Electronics	Group: IT Equipment	Page:86 of100

Tests relating to Radiation Safety

EL 2154- V1.0

Cl. No.	Test / Requirement name	Test Code	Test result/ observation	Verdict
Y	ANNEX Y, ULTRAVIOLET LIGHT CONDITIONING TEST (see 4.3.13.3)	EL 2154-00		N/A
Y.1	Test apparatus	EL 2154-01		N/A
Y.2	Mounting of test samples	EL 2154-02		N/A
Y.3	Carbon-arc light-exposure apparatus	EL 2154-03		N/A
Y.4	Xenon-arc light exposure apparatus	EL 2154-04		N/A

*-Total number of Requirements to be observed / inspected =00
Total No of applicable Requirement =00
No of Requirements for which the sample passed =N/A

Total number of tests to be conducted =05
Total No of applicable Tests =00
No. of tests for which the sample passed =N/A

Certificate: It is certified that the above tests were performed and found to be passing/~~failing~~ in the requirement tested

.....
(Approving Authority)



TRF No. BIS_ SW/IS 13252_V1.0

SWASTIK ELECTRONICS TESTING CENTRE

Address:Plot No-16, Mainapur Industrial Area,Ghaziabad Uttar Pradesh 201003,Contact No.: +91 9311299492,9311299494

Email: info@swastiktestingcentre.com | Web: www.swastiktestingcentre.com

This report is digitally signed and does not required signature on subsequent pages

	TEST REPORT		 TC-7575
	IS 13252 (Part 1): 2010 + A1: 2013 + A2 : 2015 / IEC 60950-1: 2005 + A1:2009 + A2 : 2013		
	Report No.: SC23EPF14664_1	ULR:TC757523000002225F	
Dated: 29/09/2023	Discipline: Electronics	Group: IT Equipment	Page:87 of100

Tests relating to Electrical Safety

EL 2155- V1.0

Cl. No.	Test / Requirement name	Test Code	Test result/ observation	Verdict
Z	ANNEX Z, OVERVOLTAGE CATEGORIES (see 2.10.3.2 and Clause G.2)*	EL 2155-00	Class III equipment	N/A

*-Total number of Requirements to be observed / inspected =01
Total No of applicable Requirement =00
No of Requirements for which the sample passed =N/A

Total number of tests to be conducted =00
Total No of applicable Tests =00
No. of tests for which the sample passed =N/A

Certificate: It is certified that the above tests were performed and found to be passing/~~failing~~ in the requirement tested

.....
(Approving Authority)



TRF No. BIS_ SW/IS 13252_V1.0

SWASTIK ELECTRONICS TESTING CENTRE

Address:Plot No-16, Mainapur Industrial Area,Ghaziabad Uttar Pradesh 201003,Contact No.: +91 9311299492,9311299494

Email: info@swastiktestingcentre.com | Web: www.swastiktestingcentre.com

This report is digitally signed and does not required signature on subsequent pages

	TEST REPORT		 TC-7575
	IS 13252 (Part 1): 2010 + A1: 2013 + A2 : 2015 / IEC 60950-1: 2005 + A1:2009 + A2 : 2013		
	Report No.: SC23EPF14664_1	ULR:TC757523000002225F	
Dated: 29/09/2023	Discipline: Electronics	Group: IT Equipment	Page:88 of100

Tests relating to Mechanical Properties

EL 2156 - V1.0

Cl. No.	Test / Requirement name	Test Code	Test result/ observation	Verdict
AA	ANNEX AA, MANDREL TEST (see 2.10.5.8)	EL 2156-00	Class III equipment	N/A

*-Total number of Requirements to be observed / inspected =00
Total No of applicable Requirement =00
No of Requirements for which the sample passed =N/A

Total number of tests to be conducted =01
Total No of applicable Tests =00
No. of tests for which the sample passed =N/A

Certificate: It is certified that the above tests were performed and found to be passing/~~failing~~ in the requirement tested

.....
(Approving Authority)



TRF No. BIS_ SW/IS 13252_V1.0

SWASTIK ELECTRONICS TESTING CENTRE

Address:Plot No-16, Mainapur Industrial Area,Ghaziabad Uttar Pradesh 201003,Contact No.: +91 9311299492,9311299494

Email: info@swastiktestingcentre.com | Web: www.swastiktestingcentre.com

This report is digitally signed and does not required signature on subsequent pages

	TEST REPORT		 TC-7575
	IS 13252 (Part 1): 2010 + A1: 2013 + A2 : 2015 / IEC 60950-1: 2005 + A1:2009 + A2 : 2013		
	Report No.: SC23EPF14664_1	ULR:TC757523000002225F	
Dated: 29/09/2023	Discipline: Electronics	Group: IT Equipment	Page:89 of100

Tests relating to Electrical Safety

EL 2158 - V1.0

Cl. No.	Test / Requirement name	Test Code	Test result/ observation	Verdict
CC	Evaluation of integrated circuit (IC) current limiters*	EL 2158-00	No integrated circuit and current limiters used	N/A
CC.1	Integrated circuit (IC) current limiters*	EL 2158-01	See above Cl. No. CC	N/A
CC.2	Test program 1	EL 2158-02	See above Cl. No. CC	N/A
CC.3	Test program 2	EL 2158-03	See above Cl. No. CC	N/A
CC.4	Test program 3	EL 2158-04	See above Cl. No. CC	N/A
CC.5	Compliance	EL 2158-05	See above Cl. No. CC	N/A

*-Total number of Requirements to be observed / inspected =02
Total No of applicable Requirement =00
No of Requirements for which the sample passed =N/A

Total number of tests to be conducted =04
Total No of applicable Tests =00
No. of tests for which the sample passed =N/A

Certificate: It is certified that the above tests were performed and found to be passing/~~failing~~ in the requirement tested

.....
(Approving Authority)



TRF No. BIS_ SW/IS 13252_V1.0

SWASTIK ELECTRONICS TESTING CENTRE

Address:Plot No-16, Mainapur Industrial Area,Ghaziabad Uttar Pradesh 201003,Contact No.: +91 9311299492,9311299494

Email: info@swastiktestingcentre.com | Web: www.swastiktestingcentre.com

This report is digitally signed and does not required signature on subsequent pages

	TEST REPORT		 TC-7575
	IS 13252 (Part 1): 2010 + A1: 2013 + A2 : 2015 / IEC 60950-1: 2005 + A1:2009 + A2 : 2013		
	Report No.: SC23EPF14664_1	ULR:TC757523000002225F	
Dated: 29/09/2023	Discipline: Electronics	Group: IT Equipment	Page:90 of100

Tests relating to Mechanical Properties

EL 2159 - V1.0

Cl. No.	Test / Requirement name	Test Code	Test result/ observation	Verdict
DD	Requirements for the mounting means of rack-mounted equipment*	EL 2159-00	Not a rack-mounted equipment	N/A
DD.1	General		See above Cl. No. DD	N/A
DD.2	Mechanical strength test, variable N.....:	EL 2159-01	See above Cl. No. DD	N/A
DD.3	Mechanical strength test, 250N, including end stops.....:	EL 2159-02	See above Cl. No. DD	N/A
DD.4	Compliance*.....:	EL 2159-03	See above Cl. No. DD	N/A

*-Total number of Requirements to be observed / inspected =02
Total No of applicable Requirement =00
No of Requirements for which the sample passed =N/A

Total number of tests to be conducted =02
Total No of applicable Tests =00
No. of tests for which the sample passed =N/A

Certificate: It is certified that the above tests were performed and found to be passing/~~failing~~ in the requirement tested

.....
(Approving Authority)



TRF No. BIS_ SW/IS 13252_V1.0

SWASTIK ELECTRONICS TESTING CENTRE

Address:Plot No-16, Mainapur Industrial Area,Ghaziabad Uttar Pradesh 201003,Contact No.: +91 9311299492,9311299494

Email: info@swastiktestingcentre.com | Web: www.swastiktestingcentre.com

This report is digitally signed and does not required signature on subsequent pages

	TEST REPORT		 TC-7575
	IS 13252 (Part 1): 2010 + A1: 2013 + A2 : 2015 / IEC 60950-1: 2005 + A1:2009 + A2 : 2013		
	Report No.: SC23EPF14664_1	ULR:TC757523000002225F	
Dated: 29/09/2023	Discipline: Electronics	Group: IT Equipment	Page:91 of100

Tests relating to Mechanical Properties

EL 2160 - V1.0

Cl. No.	Test / Requirement name	Test Code	Test result/ observation	Verdict
EE	ANNEX EE, Household and home/office document/media shredders	EL 2160-00	No such equipment	N/A
EE.1	General		See above Cl. No. EE	N/A
EE.2	Markings and instructions*	EL 2160-01	See above Cl. No. EE	N/A
	Use of markings or symbols*.....:		See above Cl. No. EE	N/A
	Information of user instructions, maintenance and/or servicing instructions*.....:		See above Cl. No. EE	N/A
EE.3	Inadvertent reactivation test.....:	EL 2160-02	See above Cl. No. EE	N/A
EE.4	Disconnection of power to hazardous moving parts*	EL 2160-03	See above Cl. No. EE	N/A
	Use of markings or symbols*.....:		See above Cl. No. EE	N/A
EE.5	Protection against hazardous moving parts		See above Cl. No. EE	N/A
	Test with test finger (Figure 2A).....:	EL 2160-04	See above Cl. No. EE	N/A
	Test with wedge probe (Figure EE1 and EE2)	EL 2160-05	See above Cl. No. EE	N/A

*-Total number of Requirements to be observed / inspected =02

Total No of applicable Requirement = 00

No of Requirements for which the sample passed =N/A

Total number of tests to be conducted =04

Total No of applicable Tests = 00

No. of tests for which the sample passed =N/A

Certificate: It is certified that the above tests were performed and found to be passing/~~failing~~ in the requirement tested

.....
(Approving Authority)



TRF No. BIS_ SW/IS 13252_V1.0

SWASTIK ELECTRONICS TESTING CENTRE

Address:Plot No-16, Mainapur Industrial Area,Ghaziabad Uttar Pradesh 201003,Contact No.: +91 9311299492,9311299494

Email: info@swastiktestingcentre.com | Web: www.swastiktestingcentre.com

This report is digitally signed and does not required signature on subsequent pages

	TEST REPORT		 TC-7575
	IS 13252 (Part 1): 2010 + A1: 2013 + A2 : 2015 / IEC 60950-1: 2005 + A1:2009 + A2 : 2013		
	Report No.: SC23EPF14664_1	ULR:TC757523000002225F	
Dated: 29/09/2023	Discipline: Electronics	Group: IT Equipment	Page:92 of100

1.5.1	TABLE: List of components					P
Object/part no.	Manufacturer/ trademark	Type/model	Technical data	Standard	Mark(s) of conformity ¹ .	
Plastic Enclosure	Dongguan Guoli Polymer Materials Co LTD	FRPC	V-0,80°C	UL 94 (Flammability test equivalent to IEC 60695-11-10)	UL E464857	
PCB	GuangDongKingshin e Electronic Technology Co Ltd	XY-M	V0-130°C	UL 94 (Flammability test equivalent to IEC 60695-11-10) UL 796 (No equivalent IEC standard)	UL E358874	
Alternate	JIANGXI ZHIBOXIN TECHNOLOGY CO LTD	HF01	V0-130°C	UL 94 (Flammability test equivalent to IEC 60695-11-10) UL 796 (No equivalent IEC standard)	UL E465280	
Display Panel	ShenzhenLimito Technology Co., Ltd.	LBS180TP-PF06F1	1.3 inch,3V 80mA	IS 13252 (Part 1): 2010 + A1: 2013 + A2 : 2015 / IEC 60950-1: 2005 + A1:2009 + A2:2013	Tested within Equipment	
Rechargeable battery	SHENZHEN YONGQI HONGYE TECHNOLOGY CO. LTD	653030	3.8V, 650mAh	IS 16046 (PART 2): 2018/IEC 62133-2 : 2017	BIS R-41197467	
Internal wire of battery	DONGGUAN HUMEN TOP RICH WIRE & CABLE FACTORY	3302	105°C,30V, 26AWG (0.14mm ²)	UL 758 (No Equivalent IEC Standard)	UL E315320	
Supplementary information:						
1. Evidences provided by the manufacturer for the listed components are verified by us and the evidences are conforming to the requirements of the relevant standard.						



TRF No. BIS_ SW/IS 13252_V1.0

SWASTIK ELECTRONICS TESTING CENTRE

Address:Plot No-16, Mainapur Industrial Area,Ghaziabad Uttar Pradesh 201003,Contact No.: +91 9311299492,9311299494

Email: info@swastiktestingcentre.com | Web: www.swastiktestingcentre.com

This report is digitally signed and does not required signature on subsequent pages

	TEST REPORT		 TC-7575
	IS 13252 (Part 1): 2010 + A1: 2013 + A2 : 2015 / IEC 60950-1: 2005 + A1:2009 + A2 : 2013		
	Report No.: SC23EPF14664_1	ULR:TC757523000002225F	
Dated: 29/09/2023	Discipline: Electronics	Group: IT Equipment	Page:93 of100

1.6.2	TABLE: Electrical data (in normal conditions)					P
U (V)	I (A)	I _{rated} (A)	P (W)	Fuse #	I _{fuse} (A)	Condition/status
5.0Vdc	0.2	0.5	1.0	--	--	Maximum normal load
Supplementary information:						

2.1.1.5	TABLE: Energy hazard measurement				P
Voltage (rated) (V)	Current (rated) (A)	Voltage (max.) (V)	Current (max.) (A)	VA (max.) (VA)	
--	--	--	--	--	
Supplementary information:Powered by SELV only					

2.1.1.7	TABLE: Discharge test				N/A
Condition	τ calculated (s)	τ measured (s)	t _u → 0V (s)	Comments	
--	--	--	--	--	
Supplementary information:Class III equipment					

2.2.2	TABLE: SELV measurement (under normal conditions)				P
Transformer	Location	Voltage (max.) (V)		Voltage Limitation Component	
		V peak	V d.c.		
--	--	--	--	--	
Supplementary information:Class III equipment supplied by SELV only					

2.2.3	TABLE: SELV measurement (under fault conditions)		P
Location		Voltage (max.) (V)	Comments
--		--	--
Supplementary information:Class III equipment supplied by SELV only			

2.4.2	TABLE: Limited current circuit measurement					N/A
Location	Voltage (V)	Current (mA)	Freq. (kHz)	Limit (mA)	Comments	
--	--	--	--	--	--	
Supplementary information:No limited current circuit						



TRF No. BIS_ SW/IS 13252_V1.0

SWASTIK ELECTRONICS TESTING CENTRE

Address:Plot No-16, Mainapur Industrial Area,Ghaziabad Uttar Pradesh 201003,Contact No.: +91 9311299492,9311299494

Email: info@swastiktestingcentre.com | Web: www.swastiktestingcentre.com

This report is digitally signed and does not required signature on subsequent pages

	TEST REPORT		 TC-7575
	IS 13252 (Part 1): 2010 + A1: 2013 + A2 : 2015 / IEC 60950-1: 2005 + A1:2009 + A2 : 2013		
	Report No.: SC23EPF14664_1	ULR:TC757523000002225F	
Dated: 29/09/2023	Discipline: Electronics	Group: IT Equipment	Page:94 of100

2.5	TABLE: Limited power source measurement			N/A
		Max. Limits	Measured	Verdict
According to Table 2B/2C (normal condition)				
current (in A)		--	--	--
apparent power (in VA)		--	--	--
According to Table 2B/2C (single fault condition)				
current (in A)		--	--	--
apparent power (in VA)		--	--	--
Supplementary information:No limited power source				

2.6.3.4	TABLE: Resistance of earthing measurement			N/A
Location		Resistance measured (Ω)	Comments	
--		--	--	
Supplementary information: Class III equipment				

<OR>

2.6.3.4	TABLE: Resistance of earthing measurement			N/A
Location		Voltage drop (V)	Comments	
--		--	--	
Supplementary information: Class III equipment				

2.10.2	Table: Working voltage measurement			N/A
Location		RMS voltage (V)	Peak voltage (V)	Comments
--		--	--	--
Supplementary information:Class III equipment				

2.10.3 and 2.10.4	TABLE: Clearance and creepage distance measurements						N/A
Clearance (cl) and creepage distance (cr) at/of/between:	U peak (V)	U r.m.s. (V)	Required cl (mm)	cl (mm)	Required cr (mm)	cr (mm)	
Functional:							
--	--	--	--	--	--	--	--
Basic / supplementary:							
--	--	--	--	--	--	--	--
Reinforced:							
--	--	--	--	--	--	--	--
Supplementary information: Class III equipment							



TRF No. BIS_ SW/IS 13252_V1.0

SWASTIK ELECTRONICS TESTING CENTRE

Address:Plot No-16, Mainapur Industrial Area,Ghaziabad Uttar Pradesh 201003,Contact No.: +91 9311299492,9311299494

Email: info@swastiktestingcentre.com | Web: www.swastiktestingcentre.com

This report is digitally signed and does not required signature on subsequent pages

	TEST REPORT		 TC-7575
	IS 13252 (Part 1): 2010 + A1: 2013 + A2 : 2015 / IEC 60950-1: 2005 + A1:2009 + A2 : 2013		
	Report No.: SC23EPF14664_1	ULR:TC757523000002225F	
Dated: 29/09/2023	Discipline: Electronics	Group: IT Equipment	Page:95 of 100

2.10.5	TABLE: Distance through insulation measurements					N/A
Distance through insulation (DTI) at/of:		U peak (V)	U r.m.s. (V)	Test voltage (V)	Required DTI (mm)	DTI (mm)
Basic:						
--		--	--	--	--	--
Supplementary:						
--		--	--	--	--	--
Reinforced:						
--		--	--	--	--	--
Supplementary information: No such Insulation						

4.3.8	TABLE: Batteries								P
The tests of 4.3.8 are applicable only when appropriate battery data is not available						Certified battery used (See table 1.5.1)		P	
Is it possible to install the battery in a reverse polarity position?						No		N/A	
	Non-rechargeable batteries			Rechargeable batteries					
	Discharging		Un-intentional charging	Charging		Discharging		Reversed charging	
	Meas. Current	Manuf. Specs.		Meas. Current	Manuf. Specs.	Meas. Current	Manuf. Specs.	Meas. Current	Manuf. Specs.
Max. current during normal condition	--	--	--	--	--	--	--	--	--
Max. current during fault condition	--	--	--	--	--	--	--	--	--
Test results:						--		Verdict	
- Chemical leaks						Certified battery used		P	
- Explosion of the battery						Certified battery used		P	
- Emission of flame or expulsion of molten metal						Certified battery used		P	
- Electric strength tests of equipment after completion of tests						Class III equipment		N/A	
Supplementary information: Certified battery used									



TRF No. BIS_ SW/IS 13252_V1.0

SWASTIK ELECTRONICS TESTING CENTRE

Address:Plot No-16, Mainapur Industrial Area,Ghaziabad Uttar Pradesh 201003,Contact No.: +91 9311299492,9311299494

Email: info@swastiktestingcentre.com | Web: www.swastiktestingcentre.com

This report is digitally signed and does not required signature on subsequent pages

	TEST REPORT		 TC-7575
	IS 13252 (Part 1): 2010 + A1: 2013 + A2 : 2015 / IEC 60950-1: 2005 + A1:2009 + A2 : 2013		
	Report No.: SC23EPF14664_1	ULR:TC757523000002225F	
Dated: 29/09/2023	Discipline: Electronics	Group: IT Equipment	Page:96 of100

4.5	TABLE: Temperature rise measurements					P	
Temperatures were measured according cl. 1.4.5. Test in condition A and B at continuous normal operation as for power input measurements of table 1.6.2 resulted in highest temperature values. Temperatures are calculated according cl. 1.4.12.3 with regard to the maximum ambient operation temperature of 40°C (T _{ma}),as specified by the manufacturer.							
Test voltage(s) (V):			A: 5.0Vdc		B: Discharging mode		
t _{amb1} (°C):		A: 25°C B: 26°C		t _{amb2} (°C):		A: 25°C B: 26°C	
Temperature of part/at: (measured with thermocouples)			Measured temperature rise at T _{amb}		Calculated temperature at T _{ma}		Allowed T _{max} (°C)
			A dT (K)	B dT (K)	A T (°C)	B T (°C)	
Plastic Enclosure			8	9	48	49	75
Display Panel(Glass)			6	7	46	47	65
PCB surface			10	11	50	51	130
Internal wire			7	8	47	48	105
Rechargeable Battery Surface			11	12	51	52	95
Supplementary information:							
Temperatures measured with winding resistance method: Not used							
temperature T of winding: (winding resistance method)	(V)	R ₁ (Ω)	R ₂ (Ω)	T (°C)	allowed T _{max} (°C)	insulation class	
--	--	--	--	--	--	--	
Supplementary information:							

4.5.5	TABLE: Ball pressure test of thermoplastic parts			N/A
	Allowed impression diameter (mm):	≤ 2 mm		—
Part		Test temperature (°C)	Impression diameter (mm)	
--		--	--	
Supplementary information: No thermoplastic parts				

4.6.1, 4.6.2	Table: Enclosure opening measurements		N/A
Location	Size (mm)	Comments	
--	--	--	
Supplementary information: No such openings			



TRF No. BIS_ SW/IS 13252_V1.0

SWASTIK ELECTRONICS TESTING CENTRE

Address: Plot No-16, Mainapur Industrial Area, Ghaziabad Uttar Pradesh 201003, Contact No.: +91 9311299492, 9311299494

Email: info@swastiktestingcentre.com | Web: www.swastiktestingcentre.com

This report is digitally signed and does not required signature on subsequent pages

	TEST REPORT		 TC-7575
	IS 13252 (Part 1): 2010 + A1: 2013 + A2 : 2015 / IEC 60950-1: 2005 + A1:2009 + A2 : 2013		
	Report No.: SC23EPF14664_1	ULR:TC757523000002225F	
Dated: 29/09/2023	Discipline: Electronics	Group: IT Equipment	Page:97 of100

4.7	Table: Resistance to fire					P
Part		Manufacturer of material	Type of material	Thickness (mm)	Flammability class	Evidence
--		--	--	--	--	--
Supplementary information: Certified material used						

5.1.6	TABLE: Touch current and protective conductor current measurement					N/A	
	Test voltage (V) : ----V, ---Hz					—	
Measurement location		Polarity (normal) [mA]		Polarity (reverse) [mA]		Limit (mA)	Comments
(Terminal A connected to...)		Switch: ON	Switch: OFF	Switch: ON	Switch: OFF		
--		--	--	--	--	--	--
--		--	--	--	--	--	--
Supplementary information:Class III equipment							

5.2	TABLE: Electric strength tests, impulse tests and voltage surge tests				N/A
Test voltage applied between:			Voltage shape (AC, DC, impulse, surge)	Test voltage (V)	Breakdown Yes / No
Functional:					
--			--	--	--
Basic / supplementary:					
--			--	--	--
Reinforced:					
--			--	--	--
Supplementary information: Class III equipment					

5.3	TABLE: Fault condition tests					P
	Ambient temperature (°C) :			26°C		—
	Power source for EUT: Manufacturer, model/type, output rating :			See table 1.5.1		—
Component No.	Fault	Supply voltage (V)	Test time	Fuse #	Fuse current (A)	Observation
Charging port (+ to -)	Short-circuit	5.0Vdc	2 minutes	--	--	Charging stop immediately Unit operated normally Result: No damage, No hazard
Supplementary information:						



TRF No. BIS_ SW/IS 13252_V1.0

SWASTIK ELECTRONICS TESTING CENTRE

Address: Plot No-16, Mainapur Industrial Area, Ghaziabad Uttar Pradesh 201003, Contact No.: +91 9311299492, 9311299494

Email: info@swastiktestingcentre.com | Web: www.swastiktestingcentre.com

This report is digitally signed and does not require signature on subsequent pages

	TEST REPORT		 TC-7575
	IS 13252 (Part 1): 2010 + A1: 2013 + A2 : 2015 / IEC 60950-1: 2005 + A1:2009 + A2 : 2013		
	Report No.: SC23EPF14664_1	ULR:TC757523000002225F	
Dated: 29/09/2023	Discipline: Electronics	Group: IT Equipment	Page:98 of100

C.2	TABLE: Insulation of power transformers							N/A
	Transformer part name :			Class III equipment				—
	Manufacturer :			See above				—
	Type :			See above				—
Clearance (cl) and creepage distance (cr) at/of/between:		U peak (V)	U r.m.s. (V)	Required cl (mm)	cl (mm)	Required cr (mm)	cr (mm)	
Primary /input winding and secondary/output winding (internal)		--	--	--	--	--	--	
Primary/input winding and core (internal)				--	--	--	--	
Secondary/output winding and core (internal)				--	--	--	--	
Primary/input part and secondary/output part (external)				--	--	--	--	
Primary/input part and core (external)				--	--	--	--	
Primary/input part and secondary/output winding (external)				--	--	--	--	
Secondary/output part and core (external)				--	--	--	--	
Secondary/output part and primary/input winding (external)				--	--	--	--	
Description of design:								
(a) Bobbin								
Primary/input pins :				Class III equipment				
Secondary/output pins :				See above				
Material (manufacturer, type, ratings) :				See above				
Thickness (mm):				See above				
(b) General								
Supplementary information: Class III equipment								



TRF No. BIS_ SW/IS 13252_V1.0

SWASTIK ELECTRONICS TESTING CENTRE

Address:Plot No-16, Mainapur Industrial Area,Ghaziabad Uttar Pradesh 201003,Contact No.: +91 9311299492,9311299494

Email: info@swastiktestingcentre.com | Web: www.swastiktestingcentre.com

This report is digitally signed and does not required signature on subsequent pages

	TEST REPORT		 TC-7575
	IS 13252 (Part 1): 2010 + A1: 2013 + A2 : 2015 / IEC 60950-1: 2005 + A1:2009 + A2 : 2013		
	Report No.: SC23EPF14664_1	ULR:TC757523000002225F	
Dated: 29/09/2023	Discipline: Electronics	Group: IT Equipment	Page:99 of100

PHOTOGRAPH





TRF No. BIS_ SW/IS 13252_V1.0

SWASTIK ELECTRONICS TESTING CENTRE

Address: Plot No-16, Mainapur Industrial Area, Ghaziabad Uttar Pradesh 201003, Contact No.: +91 9311299492, 9311299494

Email: info@swastiktestingcentre.com | Web: www.swastiktestingcentre.com

This report is digitally signed and does not require signature on subsequent pages

	TEST REPORT		 TC-7575
	IS 13252 (Part 1): 2010 + A1: 2013 + A2 : 2015 / IEC 60950-1: 2005 + A1:2009 + A2 : 2013		
	Report No.: SC23EPF14664_1	ULR:TC757523000002225F	
Dated: 29/09/2023	Discipline: Electronics	Group: IT Equipment	Page:100 of100



END OF TEST REPORT

TRF No. BIS_ SW/IS 13252_V1.0

SWASTIK ELECTRONICS TESTING CENTRE

Address:Plot No-16, Mainapur Industrial Area,Ghaziabad Uttar Pradesh 201003,Contact No.: +91 9311299492,9311299494

Email: info@swastiktestingcentre.com | Web: www.swastiktestingcentre.com

This report is digitally signed and does not required signature on subsequent pages